



Sync Go

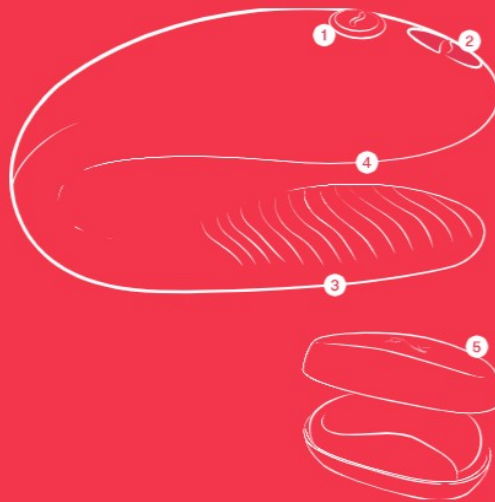
Online user manual

Sync Go is the travel-friendly toy for partners in search of their next wanderlust, complete with a durable travel case to keep things safe and discreet on the road.

Table of contents

1	Sync Go overview	2	Cleaning	3	Power on
4	Vibration pattern modes	5	How to use	6	Connection
7	App connection / Same room play	8	App connection / Long distance play	9	Charging
10	Safety instructions				

1 Overview



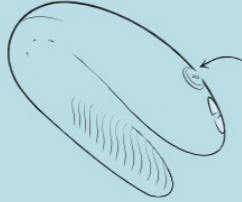
- 1** We-Vibe button
- 2** Magnetic charging pins
- 3** External stimulator
- 4** Internal stimulator
- 5** Travel case

2 Cleaning



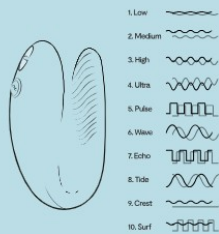
Sync Go: Rinse with warm water and a premium toy cleaner and dry with a lint-free cloth.

3 Power on



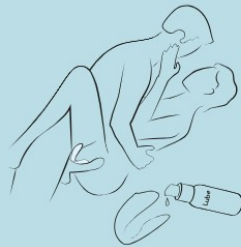
Press the We-Vibe button to turn on your Sync Go.

4 Vibration pattern modes



Press the We-Vibe button again to cycle through 10 different pattern modes.

5 How to use



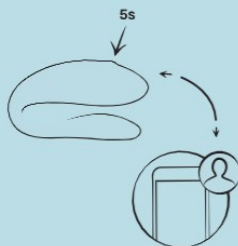
Add a little water-based lube to Sync Go and to your body. Choose your favorite mode and gently insert the G-spot stimulator into the vagina, resting the external clitoral stimulator on the clitoris. Have your partner join you to share the vibe during sex.

6 Connection

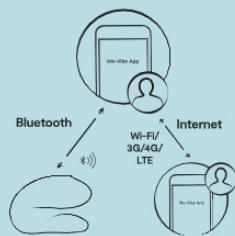


Sync Go can only pair to one app-enabled device at a time.

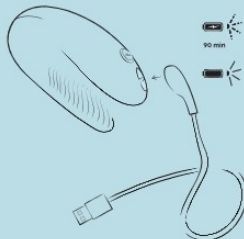
7 App connection/
Same room play



To pair Sync Go with your phone, press and hold down the control button on Sync Go for 5 seconds. The LED will flash and remain flashing until release. Sync Go has been reset. Download the We-Vibe App and follow the in-app pairing instructions on your app-enabled device. Press and hold the control button on Sync Go until it vibrates twice and the LED starts flashing. Sync Go is in pairing mode now. Once paired, Sync Go will vibrate 3 times and the LED will stop flashing. For best results, Sync Go connects from up to 30 ft of direct, line-of-sight distance and within approximately 20 ft of 360-degree range.



To play long distance, both you and your partner download the We-Vibe App to your smartphones. Sync Go is then paired to the phone that remains within Bluetooth range of the toy. Once you are paired to Sync Go with your smartphone, send your partner an invite by choosing "Long distance play" in the We-Vibe App. Enjoy pleasure over any distance. See www.we-vibe.com/app for more information.



Charge for 90 minutes
Light fast blink: Charging
Light on: Fully charged
Light off: No power or charger is not properly placed on Sync Go

WARNING

Sold as a novelty product only. Not suitable for medical purposes. Only use the product for the intended purpose. Keep out of reach of children. If you are under a physician's care and/or have a condition requiring the use of any medical device, please consult your physician before using this product. Stop using the product immediately if you experience any skin irritations, pain or discomfort and consult your physician. This product can be used by adults only. Persons with reduced physical, sensory or mental capabilities or lack of experience and knowledge if they have been given supervision or instruction concerning use of the product in a safe way and understand the hazards involved. Children shall not play with the product. Cleaning and user maintenance shall not be done by children. Do not use on swollen or inflamed areas of skin. Remove piercings or jewelry in the genital area before use. Always clean the product before and after use according to the instructions given in the manual. To avoid damage to the product, the product and its battery must not be exposed to temperatures above 45°C, be dismantled or mechanically or electrically damaged. Sharing sex toys may transmit sexual diseases. Do not share your sex toys with users other than your partner. Use protective measures with your partner if necessary. Do not use the toy if you detect any cracks or signs of degradation in the cover material. This product is not designed for anal use. Do not use anally! Check the charging device and the product regularly for damage and do not use in any case of damage. Magnetic fields can influence mechanical and electronic components such as pacemakers. Do not use the product directly over a pacemaker. Contact your physician for more information. Keep cards with magnetic stripes (such as credit cards) away from the product, as they may be damaged by the product's magnet. If your product appears to be functioning abnormally, turn it off and consult the support section on our website.

CHARGING

Before the first use of the charging device, check the local voltage level, since the local mains voltage may not exceed the maximum mains voltage given on the charging device. The product must only be charged at an appropriate, extra-low voltage corresponding to the marking on the product. Do not use or clean the product while the battery is charging. Never immerse the charging device or charging cable in water or other fluids. This product contains batteries that are non-replaceable. This product contains a rechargeable Li-Ion battery. Disconnect the charging cable from the electrical supply each time after the product has been charged.

**FOR OPTIMAL USE OF THE PRODUCT,
PLEASE FOLLOW THE FOLLOWING GUIDELINES:**

To guarantee a long battery life, please charge the product regularly, even if not in use. Store in a secure, dry place without exposure to direct sunlight. We recommend using a water-based lubricant with your product. To prevent damage to the product, do not use perfumed, alcohol-based lubricants, gels or massage oils with the product. Do not use silicone-based lubricants with silicone products.

NOTE ON BATTERIES:

European regulations require that we provide the following information: Batteries and rechargeable batteries must not be disposed of in household waste. As an end user, you are legally required to return used batteries. Please use official collection facilities such as the collection points provided by public waste management authorities to do so. You can also return used batteries that we carry or have carried as new batteries to us. Please contact us at care@we-vibe.com. To prevent short circuits, the poles of lithium batteries should be taped before returning. For safety reasons, we ask you not to send the batteries to us by mail and refer you to the regulations for sending hazardous goods provided by mail carriers. If the batteries are permanently installed in the product, please do not try to remove them yourself. This may cause permanent damage to the device. Your obligations as a customer are otherwise regulated by the WEEE Directive and the national implementation law. Please observe the information in the manual and the safety instructions to prevent waste and littering. Used batteries contain harmful substances that can damage the environment or your health if they are not stored or disposed of properly. In particular, this applies to the improper handling of lithium batteries. Batteries also contain important raw materials such as iron, zinc, manganese and nickel and can be recycled. Separate collection allows these raw materials to be recycled and prevents negative impacts on the environment and human health from released pollutants. The sign with the crossed-out waste bin means that you must not dispose of batteries and accumulators with household waste.



If the legal requirements are present, this sign means that the following symbols and their meaning must be used when labeling the batteries:

Hg: Battery contains more than 0.0005 percent mercury by mass

Pb: Battery contains more than 0.004 percent lead by mass

Cd: Battery contains more than 0.002 percent cadmium by mass Notes on the disposal of electrical equipment

European regulations require that we provide the following information: We would like to point out to owners of electrical equipment that old electrical equipment must be collected separately from municipal waste in accordance with applicable legal regulations. Batteries and accumulators that are not firmly encased in the old electrical equipment, as well as bulbs that can be removed from the equipment without being destroyed, must be separated from the old equipment in a non-destructive way before being given to a collection point for proper disposal. Please refer to the separate instructions for the disposal of batteries. The symbol of a crossed-out waste bin shown below and affixed to old electrical equipment also indicates that the equipment must be collected separately.

According to the WEEE Directive and the national implementation law, as distributors of electrical equipment, we are required to take back certain waste electrical equipment free of charge. When you purchase a new electrical and electronic device, you can surrender an old electrical device that essentially performs the same functions as the new device to us free of charge. If your old electrical equipment is not larger than 25 centimeters in any dimension, you can also surrender it to us free of charge without purchasing a new device. Please contact us at care@we-vibe.com. We will then arrange the return of the old electrical equipment. For safety reasons, we would like to ask you to refrain from shipping lighting equipment (such as bulbs). Please use the collection points provided by public waste management authorities to return lighting equipment or contact us directly at the aforementioned e-mail address. You can also return old electrical equipment to any of the collection points run by the public waste disposal authorities. You are making an important contribution to the reuse, recycling and other recovery of old appliances by sending your old electrical equipment for separate collection in the proper collection groups. As the end user, you are responsible for deleting personal data from the used electrical equipment before handing it in for disposal. Please observe the information in the manual and safety instructions to prevent waste, and please check for possible repair options.