

- 1

On/Increase
Press the + button to power on. Press again to increase the intensity.
- 2

Off/Decrease
Switch back to a lower intensity level by pressing the - button. Hold to turn off.
- 3

Next
Press the > to switch to the next vibration pattern.
- 4

Previous
Switch back to your previous pattern by pressing the < button.
- 5

Smart Silence on/off
Smart Silence on/off press briefly.
- 6

Magnetic charging pins
- 7

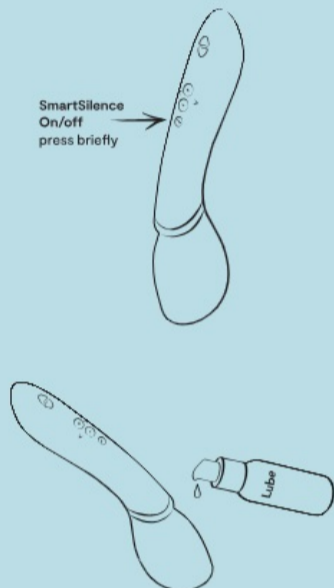
Stimulation head
Ergonomic shape for your preferred stimulation.

2 Cleaning



Rinse Wand 2 with warm water and dry with a lint-free cloth. We recommend using a premium toy cleaner for best results.

3 Enjoy



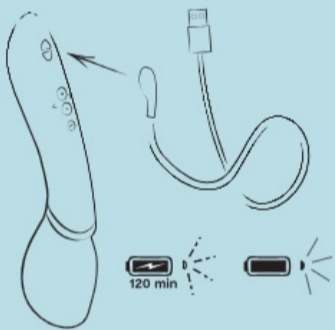
When Smart Silence is activated, Wand 2 responds to touch, only vibrating when the head is in contact with skin. To turn Smart Silence on or off, press the We-Vibe button.

We recommend applying water-based lube to both Wand 2 and your body.



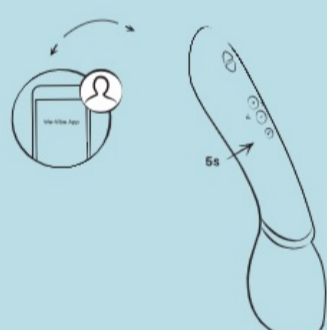
Easy to hold and adjust, curving gently for the perfect angle and control, with a flexible head that moves with you.

4 Charging



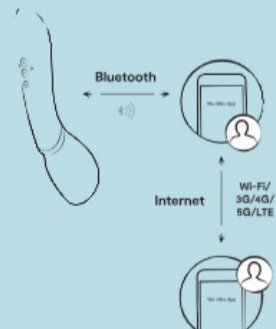
Enjoy up to 2 hours of play with every charge. When it's time for a recharge, place charger on magnetic pins. After 120 minutes, your toy is ready to go!

5 Same room play



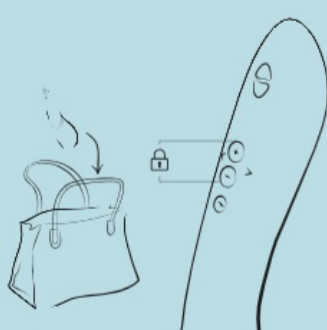
To pair Wand 2 to We-Vibe App, follow the in-app pairing instructions on your app-enabled device. Press and hold the We-Vibe button for 5 seconds. Wand 2 vibrates twice and the LED will start flashing. Wand is in pairing mode now. Once paired, Wand 2 will vibrate three times and the LED will stop flashing.

6 Long distance play



To play long distance, both you and your partner need the We-Vibe App on your app-enabled devices. Wand 2 is then paired to the device that remains within Bluetooth range.

7 Travel lock



For safe and discreet travel, activate the travel lock feature by holding the + and - buttons at the same time for 2 seconds. Wand 2 will pulse twice and your device will lock – do the same again to unlock or connect Wand 2 to the charging cable.

WARNING

Sold as a novelty product only. Not suitable for medical purposes. Only use the product for the intended purpose. Keep out of reach of children. If you are under a physician's care and/or have a condition requiring the use of any medical device, please consult your physician before using this product. Stop using the product immediately if you experience any skin irritations, pain or discomfort and consult your physician. This product can be used by adults only. Persons with reduced physical, sensory or mental capabilities or lack of experience and knowledge may only use the product if they have been given supervision or instruction concerning use of the product in a safe way and understand the hazards involved. Children shall not play with the product. Cleaning and user maintenance shall not be done by children. Do not use on swollen or inflamed areas of skin. Remove piercings or jewelry in the genital area before use. Always clean the product before and after use according to the instructions given in the manual. To avoid damage to the product, the product and its battery must not be exposed to temperatures above 45°C, be dismantled or mechanically or electrically damaged. Sharing sex toys may transmit sexual diseases. Do not share your sex toys with users other than your partner. Use protective measures with your partner if necessary. Do not use the toy if you detect any cracks or signs of degradation in the cover material. This product is not designed for anal use. Do not use anally! Check the charging device and the product regularly for damage and do not use in any case of damage. Magnetic fields can influence mechanical and electronic components such as pacemakers. Do not use the product directly over a pacemaker. Contact your physician for more information. Keep cards with magnetic stripes (such as credit cards) away from the product, as they may be damaged by the product's magnet. If your product appears to be functioning abnormally, turn it off and consult the support section on our website.

CHARGING

Before the first use of the charging device, check the local voltage level, since the local mains voltage may not exceed the maximum mains voltage given on the charging device. The product must only be charged at an appropriate, extra-low voltage corresponding to the marking on the product: Do not use or clean the product while the battery is charging. Never immerse the charging device or charging cable in water or other fluids. This product contains batteries that are non-replaceable. This product contains a rechargeable Li-Ion battery. Disconnect the charging cable from the electrical supply each time after the product has been charged.

FOR OPTIMAL USE OF THE PRODUCT, PLEASE FOLLOW THE FOLLOWING GUIDELINES:

To guarantee a long battery life, please charge the product regularly, even if not in use. Store in a secure, dry place without exposure to direct sunlight. We recommend using a water-based lubricant with your product. To prevent damage to the product, do not use perfumed, alcohol-based lubricants, gels or massage oils with the product. Do not use silicone-based lubricants with silicone products.

NOTE ON BATTERIES:

European regulations require that we provide the following information: Batteries and rechargeable batteries must not be disposed of in household waste. As an end user, you are legally required to return used batteries. Please use official collection facilities such as the collection points provided by public waste management authorities to do so. You can also return used batteries that we carry or have carried as new batteries to us. Please contact us at care@we-vibe.com. To prevent short circuits, the poles of lithium batteries should be taped before returning. For safety reasons, we ask you not to send the batteries to us by mail and refer you to the regulations for sending hazardous goods provided by mail carriers.

If the batteries are permanently installed in the product, please do not try to remove them yourself. This may cause permanent damage to the device. Your obligations as a customer are otherwise regulated by the WEEE Directive and the national implementation law. Please observe the information in the manual and the safety instructions to prevent waste and littering. Used batteries contain harmful substances that can damage the environment or your health if they are not stored or disposed of properly. In particular, this applies to the improper handling of lithium batteries. Batteries also contain important raw materials such as iron, zinc, manganese and nickel and can be recycled. Separate collection allows these raw materials to be recycled and prevents negative impacts on the environment and human health from released pollutants. The sign with the crossed-out waste bin means that you must not dispose of batteries and accumulators with household waste.



If the legal requirements are present, this sign means that the following symbols and their meaning must be used when labeling the batteries: