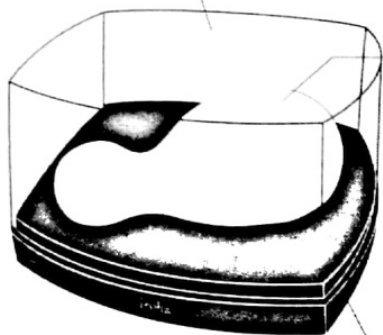
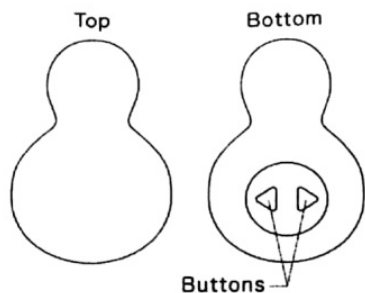


Product Contents

Clear Case

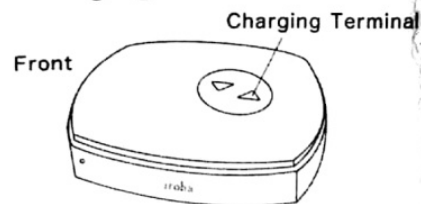


Product



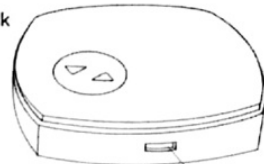
Buttons

Charging Base



Charging Terminal

Back



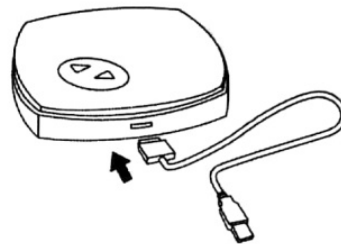
Connector

USB Cable

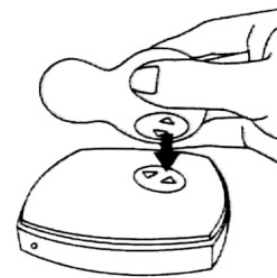


※ Product Pictured: "YUKI"

Charging

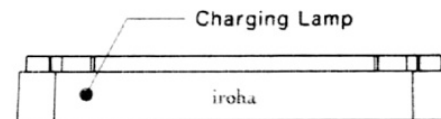


- ① Connect USB Cable to Charging Base and connect to power source.

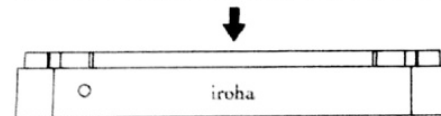


- ② Place iroha product on Charging Base.
※ Please take care of direction when placing on Charging Base.

- ③ If charging properly, the charging lamp will turn ON.



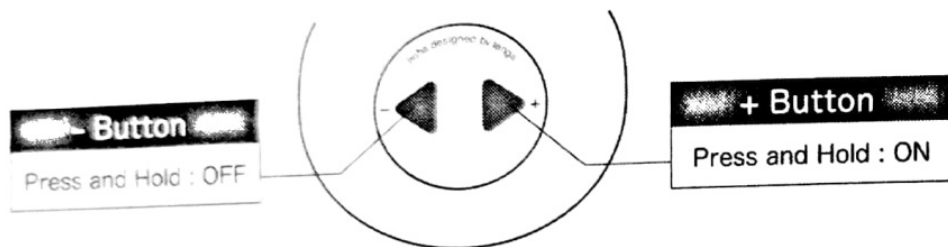
- ④ Once fully charged, the charging lamp will turn OFF.



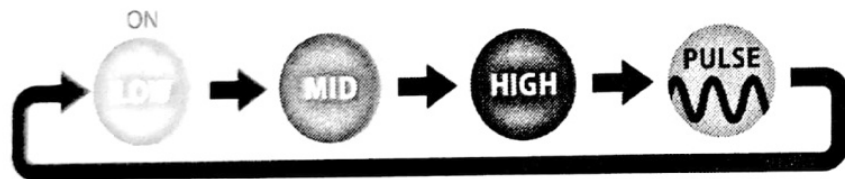
- ⚠ For first use, or use after a long period of disuse, please make sure to fully charge.
- ⚠ To sustain battery life as long as possible, please recharge to full charge at least every half a year.

- ※ AC Adapter not included. ※ Please use a 5V, 1A adapter.
- ※ Ensure your computer or AC adapter is compatible with this product before attempting to charge.

Directions for use



Vibration Modes



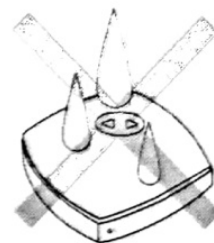

- Press + Button once to switch to next Mode
- Press - Button once to switch to previous Mode



⚠ ALWAYS use water-based lubricant.

⚠ Silicone-based / oil-based lubricants / other oils such as massage oil or baby oil may cause damage to the product material.

Directions for cleaning



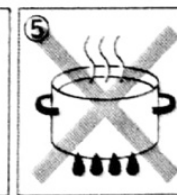

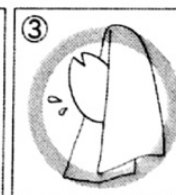
① Always disconnect from power source before cleaning.

② Clean Charging Base with damp cloth.



NEVER place Charging Base in water. This may cause damage to or short circuit the Charging Base, or cause a fire hazard.

Caution



① Please wash with cold or tepid water. ② For extra cleaning please use a mild soap. ③ Dry with towel. ④ Do not clean with hot water. ⑤ Do not place in hot or cold water for extended periods of time. ⑥ Do not clean with alcohol or highly acidic/alkaline cleaners. This may cause disfiguration of product.

Directions for storage

Store in a cool, dry place away from direct sunlight. Heat and sunlight may cause malfunction, disfiguration and fire hazards.

Troubleshooting

? If the product doesn't turn on

- Has the product been fully charged?
- Is the USB Cable properly connected to both Charging Base and power source?

? If the product stops working even after charging.

- Has the product been fully charged?
- Please deplete the battery completely until the product stops, and fully charge. There may be occasions when doing this multiple times will solve the problem.
- If the problem persists, it may be that the battery life has ended.

? If the product won't charge.

- Is the USB Cable properly connected to both Charging Base and power source?
- Is the product placed properly (facing the correct direction) on the Charging Base?

Product Specifications

● Product

Product Name and Product Code	iroha Pleasure Item for Women	
	YUKI	ihm-01
	MIDORI	ihm-02
	SAKURA	ihm-03

Recharging Time Approx. 120 minutes

Continuous Running Time Approx. 90 minutes

Dimensions / Weight

YUKI / L85mm×W57mm×H38mm 84g
MIDORI / L77mm×W59mm×H39mm 87g
SAKURA / L83mm×W54mm×H39mm 91g

Materials

Product: Silicone, ABS, PC
Lithium-ion Battery
Charging Base: ABS Clear Case: Polycarbonate

● USB Cable

USB Cable Length	1.2m
Country of manufacture	China

Safety Instructions

Thank you for purchasing an iroha brand product. For the safe and long-term use of this product please read all instructions carefully and store this manual in a safe place. ALWAYS use in accordance to the following instructions. TENGA Co., Ltd. can not be held liable for any use outside of that stated in this user manual.

⚠ DANGER

To avoid risk of injury, dangerous electric shock, burns or fire hazards before and during use, as well as malfunction of product.

This product is intended for use to assist massage of body or stimulate erogenous zones, DO NOT use for any other purpose or in any other manner than that stated within this user manual.

- This is NOT a medical device.
- This is NOT a children's toy. Please keep out of reach of children.
- ALWAYS use water-based lubricant.
- Please store in a cool, dry place away from direct sunlight.
- DO NOT plug in any device with wet hands.
- DO NOT use under blankets or other sealed areas, or any place with high temperatures and humidity to prevent the risk of overheating and possible hazards, electric hazards or injury.
- DO NOT drop or expose to extreme force as this may cause damage.
- DO NOT place heavy items on top of, nor place hot items near all items.
- DO NOT place any other metal items on the Charging Base.

● Please do not use on or near open flames or in extreme heat conditions.

● DO NOT leave product unattended when product is switched ON.

● ALWAYS turn product OFF after use.

● DO NOT leave the product submerged in water after cleaning.

● DO NOT wet the Charging Base.

● ALWAYS disconnect the cable from power source when cleaning.

● ALWAYS disconnect the cable from power source when not in use.

● DO NOT pull cable to unplug from Charging Base or power source - ALWAYS pull while holding cable end.

● DO NOT excessively bend or pull USB Cable or wrap it around the Charging Base.

● DO NOT use if USB Cable connection or USB Plug connection feel loose or become damaged.

● Ensure your computer or AC adapter is compatible with this product before attempting to charge.

● ALWAYS place product on Charging Base facing correct direction.

● DO NOT charge while the product is turned ON.

● DO NOT disassemble or attempt to customize product in any way.

● DO NOT use if product is malfunctioning. Turn OFF immediately.

● Please occasionally remove dust from USB Plug and USB Cable, as excessive build-up of dust in these areas may cause a fire hazard.

● The Charging Base houses a strong magnet. Please keep away from cell phones, watches, magnetic strip cards, contactless cards, music players and any other device that is affected by magnetic fields. This may cause malfunction of product or corruption of memory data.

● Wash before first use, and after every use.

● Do not clean with alcohol or highly acidic/alkaline cleaners. This may cause disfiguration of product.

⚠ Medical Warning

- If you have a pace-maker or other electric medical instrument, are pregnant, or are being treated for any medical instance, or otherwise have any concerns regarding your health please consult a doctor before use of this product.
- DO NOT use on any damaged, irritated skin or any other bodily areas requiring medical attention.
- DO NOT share this item with others to avoid transmission of disease or the passing of pathogens.
- DO NOT use on one spot of the body for over 15 minutes.
- DO NOT use if in the following conditions for health concerns:
 - Under extreme stress or tiredness.
 - Under the influence of alcohol.
- This product is not designed for use by those with physical or mental disabilities. Persons in such conditions should consult a medical professional or a person responsible for their safety before use.
- DO NOT use product on upper neck or head.
- DO NOT use product on or make contact with eyes or eyelids.
- If you feel unwell during use of product, please stop use immediately and seek medical attention.

Product Warranty

This product is covered by Product Warranty for ONE (1) YEAR from Original Date of Purchase against defects due to fault of production or materials. If you discover a defect during Product Warranty period, TENGA Co., Ltd. will provide a replacement, free of charge, at its discretion.

Product Warranty covers working parts of the Product and does NOT cover the following:

If you fail to show both this User Manual and Original Purchase Receipt.

Abnormal usage methods, or usage methods deemed inappropriate or otherwise mentioned as invalidating Warranty in this User Manual.

Damages made during delivery of product, moving of product or accidental damages.

Damages caused by natural disasters or use at wrong voltage.

Cosmetic damage due to fair use of Product.

Regarding Disposal

Regarding disposal of Waste Electrical and Electronic Equipment (WEEE).

The symbol below of a crossed-out dustbin indicates that this item should be taken to an appropriate collection point for proper disposal. Please do not dispose with household waste.

