

SPECIFICATION

POWER INPUT 5V === 200mA max



READ THESE INSTRUCTIONS CAREFULLY BEFORE USE AND THEN RETAIN FOR FUTURE USE.



THIS PRODUCT IS FOR INDOOR USE ONLY.



THIS PRODUCT COMPLIES WITH CURRENT EU PRODUCT LEGISLATION.

DISPOSAL



The Waste of Electrical and Electronic Equipment (WEEE) Directive (2012/19/EU) has been put in place to recycle products using best available recovery and recycling techniques to minimise the impact on the environment, treat any hazardous substances and avoid the increasing landfill. This product is classed as Electrical or Electronic equipment so please ensure that at the end of the life of this product it is disposed of in the correct manner in accordance with local authority requirements. It must NOT be disposed of with household waste.

CUSTOMER CARE

If you have any questions, email us at: online@riobeauty.com

To reorder additional accessories, please visit www.riobeauty.com or contact your local distributor.

GUARANTEE

To register your two year guarantee online, visit: www.riobeauty.com/warranty_online.htm



© The Dezac Group Ltd 2019

PO Box 17, Cheltenham Spa, England GL53 7ET

www.riobeauty.com

1-IN-DCWU-UK/1.0

SMILE WHITE ADVANCED BLUE-LIGHT TEETH WHITENING



 the beauty specialists

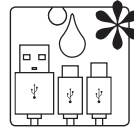
PRECAUTIONS

- **Please read instructions carefully and retain for future reference.**
- For adult use only.
- Keep out of reach of children.
- Do NOT ingest.
- Do NOT use during orthodontics treatment.
- Not recommended for use by pregnant women.
- When using whitening gel avoid contact with eyes. If gel gets into eyes, rinse thoroughly with water.
- We recommend no more than two 15 minute treatments per day.

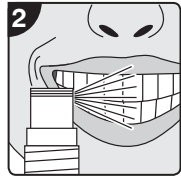
PRECAUTIONS

- If you have receding gums or any form of gum disease or tooth infection you must consult your dentist before using this treatment. We do not recommend for use if you suffer from gingivitis or mouth ulcers, or if you have any mouth injuries.
- If you experience tooth/gum sensitivity or irritation, discontinue use and consult your dentist. We recommend informing your dentist if you use teeth whitening.
- For hygiene reasons the mouth tray is for single person use.
- Do NOT dismantle any part of this product, there are no user serviceable parts inside. In the event of a fault, return to Rio or its service agent.
- The Teeth Whitening treatment will not whiten false teeth, including caps, crowns, veneers, dentures, bridges or fillings.
- Do NOT use whilst sleeping.
- If there is heavy build-up of plaque and tartar on your teeth, it is recommended that you get your teeth cleaned by a dentist before you begin the treatment.

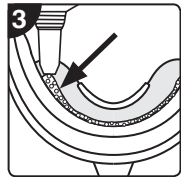
USE



Before each use wash the mouth tray with warm soapy water.
Important: Do NOT allow the USB connectors to get wet.




Spray a fine layer of Advanced Whitening Pre-Treatment Spray to the front of your teeth.



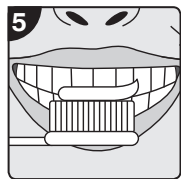
Apply a thin line of whitening gel inside the top and bottom mouth tray **or** apply directly to the front of your teeth.

Place the mouth tray inside your mouth.
Relax your lips.



Connect to a USB power source (phone, adaptor or computer).
Treat for 15 minutes.
For maximum results you can repeat the treatment up to 2 times a day.

After use disconnect from power source.



Rinse mouth and brush teeth.

Avoid eating or drinking for 30 minutes after treatment.

For maximum results you can repeat the treatment up to 2 times a day.

AFTER USE



Wash the mouth tray with warm soapy water.
Dry before storing.