

EN

GIO-164

innoGIO



# GIO Crooki

Silicone Night Light

**USER MANUAL**


Date of issue: 8.07.2025

## INSTRUCTION



In warm light mode, tap the lamp to adjust its brightness.

**OFF** Turn off the lights



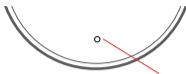
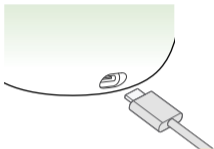
In color mode, the lamp will automatically turn off after 30 minutes. Tap to change the color. If the lamp turns off, tap again to restart the 30-minute timer.

### Decompression play:

Pressing the bubble on Crooki's back flattens it. The bubble pops back up after being released.



## CHARGING



### STATE INDICATOR:

- **Charging:** Light on
- **Fully charged:** Light off

1. Do not use mobile phone fast charging/charging bank fast charging/in-line fast charging port, fast charging will damage the circuit chip.
2. Please use the output reference 5V1A or 5V1.5A adapter, turn it off when charging, and turn it on after charging.

## PACKAGING



Manual x1



USB-C charging cable x1



Silicone night light

## SPECIFICATIONS

- Product name: **InnoGIO GIOCrooki**  
- **Silicone night light**
- ID: GIO-164
- Product Material: Silicone/ABS/HIPS
- Battery Capacity: 1200 mAh/3.7V
- Power Input: DC5V, 0.5 A
- Charging Time: About 4 hours
- Interface: Type-C


















## WARNING

- Please read the instructions carefully before using this product.
- Please wipe the product with a cloth; do not use abrasive agents or solvents, in order to avoid corrosion of silicone and electronic components.
- Packaging materials (such as plastic bags, bubble film, etc.) should be kept out of the reach of children to avoid room breathing.
- Do not place this product in a humid environment or immerse it in water.
- LED light sources can be very strong, so don't stare at them for a long time.
- This light source is not replaceable.  
Replace the entire luminaire at the end of its life.
- This product is not flame retardant, do not place near the fire source. This product contains lithium batteries.
- If not used for a long time, please charge the battery to more than 50% before storage to protect the battery life.



**Non-professionals are not allowed to disassemble this product without authorization.**



-  Scan the QR code to download the manual
-  Zeskanuj kod QR, aby pobrać instrukcję
-  Scannen Sie den QR-Code, um das Handbuch herunterzuladen
-  Scannez le code QR pour télécharger le manuel
-  Escanee el código QR para descargar el manual
-  Digitalize o código QR para descarregar o manual
-  Scansiona il codice QR per scaricare il manuale
-  Scan de QR-code om de handleiding te downloaden
-  Скануйте QR-код, щоб завантажити інструкцію
-  Naskenujte QR kód a stáhněte si návod k použití
-  Naskenujte QR kód a stiahnite si príručku
-  Scanează codul QR pentru a descărca manualul
-  Nuskaitykite QR kodą, kad atsisiųstumėte instrukciją
-  Nolasiet QR kodu, lai lejupielādētu rokasgrāmatu
-  Lae juhend alla, skannides QR-koodi
-  A kézikönyv letöltéséhez olvassa be a QR-kódot.
-  لي دل دل لي زنت ل عيرس ل ا ع باجت س ال ا ز م ح س م



# innogIO

Manufactured in China for **INNOGIO** sp. z o.o.  
 Ostródzka street 74H, 03-289 Warsaw, Poland  
[www.innogio.com](http://www.innogio.com)



@innogIO.official



@innogio\_com