


















-  Scan the QR code to download the manual
-  Zeskanuj kod QR, aby pobrać instrukcję
-  Scannen Sie den QR-Code, um das Handbuch herunterzuladen
-  Scannez le code QR pour télécharger le manuel
-  Escanee el código QR para descargar el manual
-  Digitalize o código QR para descarregar o manual
-  Scansiona il codice QR per scaricare il manuale
-  Scan de QR-code om de handleiding te downloaden
-  Сканируйте QR-код, щоб завантажити інструкцію
-  Naskenujte QR kód a stáhněte si návod k použití
-  Naskenujte QR kód a stiahnite si priručku
-  Scanează codul QR pentru a descărca manualul
-  Nuskaitykite QR kodą, kad atsisiųstumėte instrukciją
-  Nolasiet QR kodu, lai lejupielādētu rokasgrāmatu
-  Lae juhend alla, skannides QR-koodi
-  A kézikönyv letöltéséhez olvassa be a QR-kódot.
-  تولدنا لكونتولتة اذعوسملا قنباچتسما زبر حرم



EN GIO-731

innogio

# GIO perfect Skin Scrubber

Ultrasonic face scrubber



**USER MANUAL**

Manufactured in China for **INNOGIO GLOBAL** sp. z o.o.  
Ostródzka street 74H, 03-289 Warsaw, Poland  
[www.innogio.com](http://www.innogio.com)



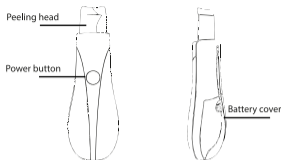
@innogio.official



@innogio\_com

To avoid harm caused by misuse, please read the instructions carefully and use this product strictly in accordance with the manual.

## PRODUCT OVERVIEW



## SAFETY & CARE INSTRUCTIONS

### Before Use

- Insert the battery (2xAAA, not included) and close the battery cover securely.
- Make sure the device head is clean and dry before using.

### During Use

- Use only on moist skin — never on dry skin.
- Recommended usage: 1–2 times per week, for up to 10 minutes per session.
- Do not use on broken, inflamed, irritated, or sunburned skin.
- Discontinue use immediately if you experience pain or discomfort.
- Avoid using metal objects (e.g. jewelry, keys) near the device.
- This device is not waterproof — do not use in the shower or bath.

### After Use

- Clean the device head with a tissue or soft cloth immediately after each use.
- Ensure no lotion, gel, or moisture remains on the device before storing.
- Store in a cool, dry place away from direct sunlight, heat sources, and humidity.
- Keep the device safely stored and out of reach of children.

## HOW TO USE

**Always moisturize your skin before starting!**

### Step-by-Step:

- Remove makeup and fully hydrate your face with a spray or mist.
- Warm the skin using a hot towel for improved effectiveness.
- Hold the device ensuring your hand does not contact the metal plate.
- Tilt the device to a 30°–45° angle.
- Move gently in the direction shown (see below) — always glide, do not press.
- After use, power off and clean the device.
- Apply toner or serum to finish your skincare.

### How to move the peeling head:

Facial Area	Direction of Use
Chin	Move upward
Nose	Glide bottom to top
Cheeks	Move outward and upward from center
Mouth area	Glide towards center of face

### Do Not Use On:

- Around or on the eyes
- Eyelids
- Infected, injured, or ultrasensitive skin

