

# BEAUTIFLY

B-Looky

PRO  
series

## Fale Radiowe

Rejuvenation Radio Frequency



## Instrukcja obsługi

User manual



/beautifully.eu



@beautifully.eu



/beautifulyeu



beautifully.eu

---

HEAD COATED WITH 24K GOLD

---

RADIO WAVE

STRONG ANTI-AGING ACTION

RED PHOTO LIGHT

12,000 RPM VIBRATION

---

SMOOTHES FINE LINES AND BRIGHTENS THE DRINKS

---

**B—Looky PRO ipsum dolor sit amet.**

consectetuer adipiscing elit, sed diam  
nonummy nibh euismod tincidunt ut  
laoreet dolore magna aliquam erat  
volutpat. Ut wisi Lorem ipsum dolor sit  
amet, consectetur adipiscing elit, sed  
diam nonummy nibh euismod tincidunt ut  
laoreet dolore magna aliquam erat  
volutpat. Ut wisi

Technical data	
Input:	DC5V/1A
Battery:	500mAh
Unit weight:	54g
Size:	149.9x28 x22mm
Vibration frequency:	12000RPM
RF:	400KHZ
Charging time:	3 h
Using time:	>30min


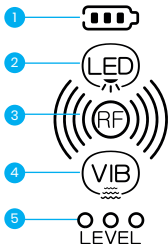
# Part description

## Device

1. Massage head
2. Red light
3. LCD display
4. Level button
5. Power / Mode button
6. USB charging port

## LCD

1. Battery indicator
2. LED light indicator
3. Radio frequency indicator
4. Vibration indicator
5. RF 3 working level



## Functions

1. This radio frequency eye beauty instrument integrates high-frequency vibration, red light therapy, and radio frequency. It can be used with eye cream and other skin care products to make the eye skin firm and elastic. With unique design, portable size, one-button operation and four modes, it can bring a comfortable massage experience for the eye area.
2. The medical anti-aging radio frequency technology penetrates the epidermis and heats the dermis. The generated electromagnetic waves and thermal energy are mutually converted, and the generated thermal effect promotes collagen regeneration, and reduces fine lines.
3. LED red light care enhances cell activity and repairs damaged cells. Daily use can effectively enhance skin elasticity and reduce melanin around the eyes
4. High-frequency vibration massage promotes blood circulation and skincare better absorption.
5. Four 24k gold plated anti-allergic radio frequency heads, circularly arranged and closely fitting skin, lift and massage eye area free of dead corner; nasal wings, corners of the mouth and other parts can also be easily nourished.

## Operating instructions

Power Button - Long press the power button to turn on, short press to switch working mode.

1. RF + red light + vibration (intensity unchanged)
2. RF + red light
3. RF + vibration (intensity unchanged)
4. RF radio frequency




Level switch key: switch three gears (gear only adjusts RF intensity)

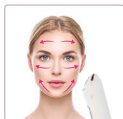
## Using instructions



Take an appropriate amount of eye cream and spread evenly on the skin care area.



Long press  to turn on device, short press  to switch working mode, and short press  to adjust the RF intensity as needed.



Hold the middle and upper part of the body and gently glide massage probe around eye contours as shown in the picture.



Note: This machine is not waterproof, please do not rinse with water.

## Precautions

1. This product should not be used in the following populations: children, pregnant women, patients with epilepsy, tumors and cancer patients, patients with cardiac pacemakers, implanted with cardiac defibrillators, and other devices implanted. If you have any medical questions, such as serious illness, epilepsy, etc., please consult your doctor before use.
2. Please follow the recommended method. If your eyes have inflammation, such as conjunctivitis, do not use this product. Do not use this product when wearing contact lenses. If you feel abnormalities in your eyes, eyelids or skin during use or after use, please consult your medical specialist.
3. Remove all metals, such as earrings, necklaces, bracelets etc before use.
4. Pls don't use the instrument during charging.
5. For first-time use and sensitive skin, please be sure to use it after confirming the skin condition.
6. Do not repair, disassemble or modify this product without authorization.
7. This product has a heating surface, so people who are not sensitive to heat must take care during use.

## Maintenance

1. Please spread the skin care products evenly before each treatment to avoid excessive skin care products accumulating in the massage head.
2. Please wipe the product clean with a dry towel after each treatment is completed.
3. Please don't pour water on the device or wash the body with water.
4. Please don't use corrosive to clean the instrument.
5. Please store it in a cool dry place.
6. Please don't use the device if it is damaged.
7. Please don't give a strong impact on the body.

## Charging method

1. When it has low power, please turn off the instrument and connect the charger.
2. During the charging process, the battery symbol on the display flashes, and the battery symbol stops flashing when charging is completed.
3. Please charge it occasionally to avoid aging if you do not use it for long time.
4. Please unplug the charger after charging is finished.

## Product scrap disposal

1. Battery must be removed from the product before you discard the product.
2. Product must be in a power-off state when you remove battery.
3. The removed battery should be disposed of safely.

## Battery removal steps

1. Place the product on its side on a firm surface.
2. Press hard on the seam of the product until the plastic slot breaks, and the back cover separates from the main part.
3. Open the back cover, use scissors to cut off the wires connected to the circuit board and take out the battery.

## Troubleshooting

### Frequent questions

The product does not work after being turned on.


### Possible causes

1. Power is exhausted

### Treatment

1. Please try charging. If it is still not available after charging, please contact the seller.





### **Frequent questions**


The product can't be turned on

### **Possible causes**

1. Wrong way to turn on the device
2. Power is exhausted

### **Treatment**

1. Long press the power button
2. Please try charging. If it is still not available after charging, please contact the seller.



### **Frequent questions**

There is no heat or very slow heat when device touches skin.

### **Possible causes**

Skin is too dry and the resistance is big after touching the skin.

### **Treatment**

Using together with skin care products is recommended to achieve more.



Przekreślony symbol pojemnika na śmieci, oznacza, że na terenie Unii Europejskiej po zakończeniu użytkowania produktu należy się go pozbyć w osobnym, specjalnie do tego przeznaczonym punkcie. Nie należy wyrzucać tych produktów razem z niesortowanymi odpadami komunalnymi.

The crossed-out wheeled bin symbol indicates that in the European Union after the end of the product's useful life it must be disposed of in a separate, dedicated collection point. Do not dispose of these products together with unsorted general household waste



Deklaracja zgodności odnośnie do Dyrektywy RE 2014/30/UE

Deklaracja zgodności odnośnie do Dyrektywy RoHS 2011/65/UE

Beauty Factor Sp. z o.o.

Plac Bankowy 2, 00-095 Warszawa

## English

Hereby, Beauty Factor Sp. z o. o. declares that the device equipment Beautifly B-Looky PRO is in compliance with Directive 2014/30/UE.

## Polska

Niniejszym, Beauty Factor Sp. z o. o. deklaruje, że Beautifly B-Looky PRO jest zgodny z dyrektywą 2014/30/UE.

Importer

Beauty Factor Sp. z o.o.

Plac Bankowy 2

00-095 Warszawa

Assembled in China

## WARUNKI GWARANCJI

1. Gwarancja na produkt jest ważna w okresie 24 miesięcy.
2. Gwarancja obejmuje okres od daty otrzymania urządzenia od firmy Beauty Factor Sp. z o. o. i obejmuje wady powstałe z przyczyn tkwiących w otrzymanym urządzeniu.
3. Naprawa urządzenia zostanie dokonana w możliwie najkrótszym terminie, nie przekraczającym 21 dni roboczych od dnia przyjęcia urządzenia do naprawy przez Autoryzowany Zakład Serwisowy.
4. Klient ma prawo ubiegać się o wymianę sprzętu na wolny od wad, jeżeli Autoryzowany Serwis stwierdzi, że usunięcie wady jest niemożliwe lub wymaga nadmiernych kosztów.
5. Jeśli tylko część produktu jest wadliwa i daje się odłączyć od części produktu działającej prawidłowo, uprawnienia Klienta wynikające z niniejszej gwarancji ograniczają się jedynie do wadliwej części produktu.

W celu skorzystania w warunków gwarancji, należy wysłać zgłoszenie reklamacyjne wraz z kartą gwarancyjną na adres e-mail [serwis@rgmedia.pl](mailto:serwis@rgmedia.pl)

## **TERMS OF WARRANTY**

1. The product warranty is valid for a period of 24 months.
2. The warranty covers the period from the date of receipt of the device from Beauty Factor Sp. z o. o. and covers defects resulting from causes inherent in the received device.
3. The device will be repaired as soon as possible, not exceeding 21 working days from the date of acceptance of the device for repair by an Authorized Service Center. The customer has the right to apply for replacement of
4. equipment free from defects, if the Authorized Service finds that the removal of the defect is impossible or requires excessive costs.
5. If only part of the product is defective and can be detached from the part of the product working properly, the Customer's rights resulting from this warranty limit only to the defective part of the product.

In order to benefit from the warranty conditions, please send a complaint notification together with the warranty card to the e-mail address [serwis@rgmedia.pl](mailto:serwis@rgmedia.pl)

# BEAUTIFLY

.....  
**NAZWA / ADRES SPRZEDAWCY**

NAME / ADDRESS OF THE SELLER

.....  
**NR DOWODU ZAKUPU**

NUMBER OF EVIDENCE OF PURCHASE

.....  
**DATA SPRZEDAŻY**

DATE OF SALE

.....  
**NAZWA URZĄDZENIA**

DEVICE NAME

.....  
**NR SERYJNY / MODEL**

SERIAL NUMBER / MODEL

Oświadczam, że zapoznałem się i akceptuję warunki  
zawarte w Karcie Gwarancyjnej.

I represent that I have read and accepted the  
terms and conditions specified in the Warranty  
Certificate.

.....