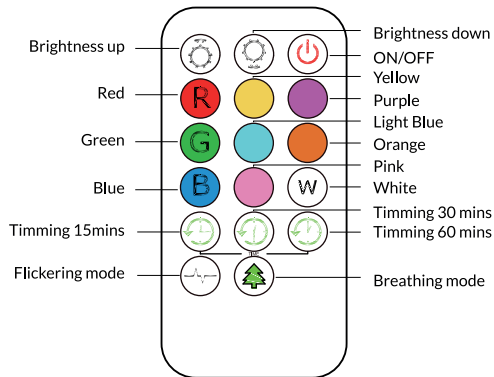


### Remote control functions

It implements the various control effects by using remote-control.



innoGIO

Produced in China for INNOGIO Sp. z o.o.  
Ostródzka street 74H, 03-289 Warsaw, Poland

[www.innogio.com](http://www.innogio.com)



@innoGIO.official



@innogio\_com

GIOcloud

innoGIO

On-Wall

Silicone Night Light

Executive standard  
of the product  
GB7000.204-2008

RoHS CE

### Product Details

Name: GIOcloud On-Wall Silicone night light

Model No: GIO-130

Maximum Power: 0.35W

Power supply: Lithium polyer batteries 700mAh

### Features

1. Choose between 3 different modes and 8 vibrant colors.
2. Eco friendly and high quality non-toxic soft washable silicone + ABS material safe for babies and toddlers. No sharp parts and can be put into bed.
3. The product is designed with low power consumption, and the product doesn't get hot.

## Instructions

1. Remove the plastic mount, Charge the light module fully for first time use.
2. Press the main power button to turn on lamp to warm white light mode.
3. Tap the silicone surface to switch between colors and modes.

## Tap Functions


- Push the power button to start the lamp in warm white mode.
- First tap will switch lamp to bright white light.
- Second tap will start slow-changing colors.
- Third tap will speed up the color changes.
- Fourth tap will pause the lamp on a color.
- Continue tapping the lamp to restart the cycle.

## Caution

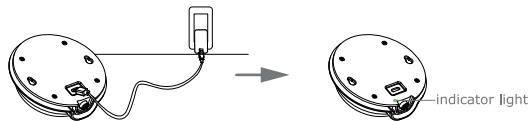
1. Do not dismantle the device by yourself.
2. If not using the lamp for a long period store it somewhere dry.

## Installation

1. Remove the protective film, install the plastic mount at anywhere you want



2. Connect the USB cable to adapter to charge internal battery fully till indicator shows green



3. Align the LED base to wall mount plate, Slide down to fix it in place

