



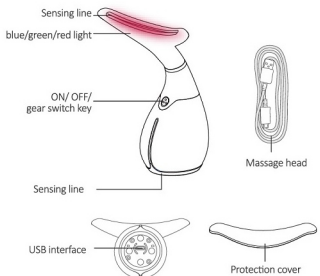
Smart neck care gadget
(neck lifting, anti-aging, anti wrinkles, neck massage,
stimulates the blood circulation)



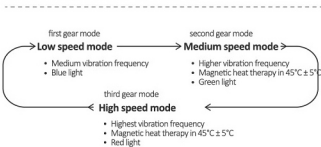
Notes:

- Please read the user manual before using the device and keep it for future use.
- PAVO device is charged with an USB cable.
- Please keep in mind that you should fully charge the device before using it.
- Please recharge the device if it isn't used for a longer period of time.

Product structure



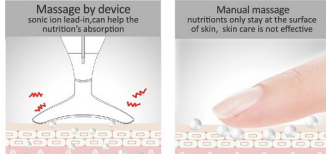
Instrucțiuni pentru cele 3 programe



PAVO - Generalities

- PAVO has a modern design and includes a smart technology, it is an easy to handle device, designed and dedicated to bring you the relaxation mood wherever you are.
- The head massage is specially designed for the neck & shoulder area, due to its shape it reaches the neck muscles.
 - PAVO should always be used with a skin moisture, cream or a serum, it helps the skin to absorb the nutrients faster and deeper in the derma.
 - You can use PAVO only on the clear skin, with moisturizing creams or with serums rich in nutrients necessary for a glowing skin (based on hyaluronic

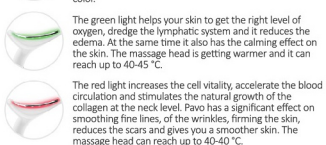
- acid, Q10, collagen, etc.) in order to get the best results.
- The design of the device due to its shape matches perfectly on the neck surface and offers you lifting effects and reduces wrinkles.
 - 3 sonic modes of low, medium, and high frequency vibrations, massage programs with 3 light modes: blue, green and red which stimulates the blood circulation, relax the tensed zones, it helps to discharge the toxic substances, it helps the derma get more oxygen, it slows the aging process of the skin cells, reduces the "double chin" effect, relax the neck, drain the lymphatic system, reduces fatigue.
 - The 3 programs are as follows: low speed (blue), medium speed (green), high speed (red), all designed with intelligent technology. After the program selection, the vibration will start only at the skin contact.
 - Due to its ergonomic shape it detents the neck muscles.
 - The high frequency vibration activates the opening of the pores and it helps the skin to absorb efficiently the serums or the nutrients from your skincare products.
 - It stimulates the blood circulation, reduces the irritation of the sensitive skin, detoxes the skin and brings all the impurities at the surface of the skin.
 - It tonifies and smoothes the skin. Offering bright and clear skin.
 - The warm temperature reaches around 40°C improves the blood circulation and at the end of the routine it offers you a glowing and hydrated skin.
 - The device doesn't exceed 40-45°C (the optimal temperature for all the skin types) first of all to protect the skin (you know that a high temperature can prematurely age some ages to the skin).
 - Only the metal part from the massage head will get warmer.
 - PAVO has keeps the same program that you used last time, it has a memo function and also a memo function with a sound at every 60 seconds which is telling you that it is time to change the massage zone, so you can know exactly the time of the massage session.
 - USB cable charging, compact and convenient. The device was designed to save energy and to be environment friendly.
 - You can see the results after 3-4 weeks of daily usage. You will observe that it reduces and smoothes the deeper wrinkles.



The blue light is the coldest one, which can promote the protein & collagen synthesis, tonifies the skin and reduces the pores, it is recommended for oily skin and for sensitive skin. The massage head doesn't get heated while using this color.

The green light helps your skin to get the right level of oxygen, crease the lymphatic system and it reduces the edema. At the same time it also has the calming effect on the skin. The massage head is getting warmer and it can reach up to 40-45°C.

The red light increases the cell vitality, accelerate the blood circulation and stimulates the natural growth of the collagen at the neck level. PAVO has a significant effect on smoothing the fine lines, of the wrinkles, firming the skin, reduces the scars and gives you a smoother skin. The massage head can reach up to 40-40°C.



How to use

- PAVO should be always used on the clear skin
- Apply the skin care products on the neck surface (moisturizing cream or serums)
- Start the device by pressing the ON/OFF button for 3 seconds.
- Select your program depending on your personal needs, on cold mode (Blue LED) or warm mode (green or red LED) by pressing short on ON/OFF button.
- If you want a back neck massage, use the device on acupuncture points by ways of pressing.
- Touch the massage zone with the interior arch (the metallic part) to start a neck care routine and for muscle relaxation.
- Massage the neck from down up in order to create the lifting effect.
- You should use the device on all neck-skin areas, step by step, so after each

60 seconds, you will hear a short beep, this will be the signal to change the area of massaging.

Remarks

- PAVO is an intelligent skincare device, it vibrates only in contact with the skin and at the same time you should always keep the finger on the intelligent sensor, located on the metallic part. Found in the opposite part of the ON/OFF button and also on the bottom of the device.
- The device opened in the warm mode will get slowly heated after the first 30-60 seconds after the permanent contact with the skin.
- The warm massage mode makes PAVO reach a 40-45°C temperature, the device will slowly get heated on the interior arch of the device (the concave part). This temperature is close to the human body temperature, according to your skincare type the temperature can be felt differently, higher or lower; it is different from one person to another, according to your skin sensitivity.
- If the device is opened and not used, this will automatically go off after 2 minutes, for safety reasons, and because it is eco-friendly.
- The recommended usage time is between 5-10 minute per session, it can be used 2 times per day.
- In the morning or in the evening.

How to clean

- Press the button ON/OFF for 3 seconds, to stop the device.
- You can clean the device with a dry soft cloth. Don't use detergents! Please keep in mind that the device is not water resistant!
- Put the protection cover and store the device in a dry and ventilated place.

Cautions

- Please read the manual before using and keep the manual for the future use.
- USB cable charging. The charging from low battery status to saturation needs about 2 hours. One charge allows up to 3 hours of continuous use.
- Flash light in red light indicates a low battery. The flash in blue light indicates the status of charging, when the blue light remains on this means that the device is fully charged.
- The device has a memory function mode, when you will switch on again it will automatically enter on the last mode used.
- The device will turn off automatically after 2 minutes of non-usage (if there is any operation within 2 minutes, it will remain on standby mode).
- The device has a heating mode, the temperature reaches approximately 45°C. People feel different temperatures, same can vary according to temperature depending on skin sensitivity. After the application of the moisturizing cream or of the serum the device will automatically adjust the temperature to a comfortable one.
- The device can be used on other body parts such as: face, head or hands.
- You must stop using the device if you feel uncomfortable or in pain.
- The device is not water resistant! Please keep it away from the water and please keep it dry!
- Storage the device in a dry place, and away from the sun rays and assure that there are no corrosive or chemical substances around the storage place.
- The material for cleaning the device can be a soft cotton cloth.
- Caution: Please use the skin care product in a moderate quantity because these products can't get inside the device and can be harmful. After you finish your program we recommend cleaning the device with a clean cotton cloth.
- After a long period of time on storage, the device may need 15 minutes to work properly.
- Charging: (the intermittent light is blue), when blue light stays permanently that means that the device is fully charged, please see the image below.
- Keep out of reach of children, to avoid any danger.

Q&A

Questions	Answers
The product suddenly has no vibration. What is the reason?	<ol style="list-style-type: none"> Check if the device is turned on. Check if you touched the intelligent sensor same time when the device get in contact with your skin. Check if the device has the charging usb cable. Restart the product after turning it off. Check if the device get in touch with your skin.
When using the product, vibrations stop sometimes. Is this normal?	This device adopts intelligent touch vibration technology, when your hands adjustment of this device are intelligently designed by a professional team. It is normal that vibration may stop when the product does not fully fit the skin.
Can I use this device every day?	Yes, the vibration intensity and temperature adjustment of this device are intelligently designed by a professional team. It is suggested to use it 2-3 times a day.
Warm massage mode is not heating. What is the reason?	<ol style="list-style-type: none"> Check if the device is turned on. Check if the device is in the heat mode program (the red light indicator appears). Check if the device is in contact with skin for at least 60 seconds.

I have an allergic skin. Can I use this device?	<ol style="list-style-type: none"> Kindly notice that for security reason the device should get warmer just on the concave area. Take in consideration that 45 celcius is the temperature that is a temperature closer to the normal human body temperature. This is an optimal temperature that doesn't damage your skin. Take in consideration that exposing your skin to a much warmer temperature could accelerate skin aging. Check if you have sensitive temperature on a part of your body with sensitive skin (on the back of the palm for example). Restart the product after turn it off. <p>This device specially uses the food grade stainless steel which is in line with international standards, and food-grade silicone with high activity. It is safe, healthy and has no irritator to skin, the people in allergic skin will be assured to use it every day. We do not recommend using the device in the case of skin with severe lesions or rash.</p>
	60 seconds, you will hear a short beep, this will be the signal to change the area of massaging.

Technical specifications

Product size	88 x 57 x 113 mm
Working voltage	3.3 V – 4.2 V
Standby current	≤50 μA ± 10%
Battery capacity	660 mAh
Massage mode (first gear)	vibration frequency: 6200 times/min working current: 35 mA power: ≤ 0.03 W
Heat lifting mode (Second gear)	vibration frequency: 9500 times/min working current: 550 mA power: ≤ 2.3 W
Heat lifting mode (Third gear)	vibration frequency: 12500 times/min working current: 560 mA power: ≤ 2.4 W
Ne weight	67 g
Charging time	2 ore

Warranty card

Name _____ Purchase date _____

Phone _____

Address _____

Purchase mode: Online shopping

Shop name _____

Address _____

Contact Person _____ Phone _____

- The warranty period is one year, effectively from the date of purchase.
- The warranty scope only refers to the problems of Sempasi branded products caused due to the production, technique and quality.
- The cases of the following circumstances, even during the warranty period, should also be repaired by user cost:
 - a) the damage caused by usage, maintaining and storage not according to the user manual;
 - b) the damage caused due to incorrect operation, such as power is not normal or others accidental events (eg drop);
 - c) the damage caused by dismantling of maintenance from people who are not responsible to Sempasi;
 - d) the damage caused due to the production, technique and quality.
- Those who cannot present this warranty card and a valid purchase invoice; otherwise warranty record information not conform to the actual commodity remark, or altered identification happens
- Damage due to force majeure (such as lightning, earthquakes, fire, flood, etc)
- the device is used on animals
- When contacting brand distributor or manufacturer for warranty repair, please present the warranty card and purchase invoice.
- During the warranty period, the manufacturer will replace the faulty part free, but the freight out and home should be borne by the customer.
- The reason of product usage or package upgrade, the information not alteration allowed, please keep well, if lost there will be no duplicate provided.
- The final interpretation of the warranty card belongs to Sempasi brand.
- Due to the reason of product usage or package upgrade, the information contained in this warranty is subject to change without notice.