

INTIMINA™

Personal Massager

USER MANUAL



Kalia™



Kiri™



Raya™



Celesse™

User manual and warranty information

General information

Intimina prides itself on providing the best personal massagers on the market, each offering powerful yet discreetly quiet vibrations and backed by a full 1-year warranty.

Register warranty

To register your warranty, find your warranty number on the barcode attached to this manual. Then visit www.intimina.com and click on **Customer Care** in the top right side of the page. Click on **Warranty** and follow the activation instructions.

Downloading manual and warranty information

Once you have activated your warranty, visit the **Customer Care** section of the site to download full instructions and warranty terms and conditions. Simply click on **Customer Care** in the top right hand corner of www.intimina.com and select user manuals and warranty.

Warranty terms and conditions

1-Year warranty

Intimina warrants this personal massager for a period of ONE (1) YEAR, after the date of original purchase, against defects due to faulty workmanship or materials. If you discover a defect and notify Intimina during the warranty period, Intimina will, at its discretion, replace the personal massager free of charge.

The warranty covers working parts that affect the function of the personal massager. It does not cover cosmetic deterioration caused by fair wear and tear or damage caused by accident, misuse or neglect. Any attempt to open or take apart the personal massager (or its accessories) will void the warranty.

Claims under warranty must be supported by reasonable evidence that the date of the claim is within the warranty period. To validate your warranty, please keep your original purchase receipt together with these warranty conditions for the duration of the warranty period.




To claim your warranty, fill in your details under **Customer Care** on www.intimina.com. This undertaking is in addition to consumer's statutory rights and does not affect those rights in any way.



Basic instructions on use

Intimina personal massagers are either battery operated or rechargeable. Please note that Kiri™, Raya™ and Celesse™ personal massagers require 2 AAA batteries to operate. Always charge your personal massager before first use. Rechargeable personal massagers should be charged before first use. Only use original chargers provided by Intimina. Before every charge, make sure the DC socket is free from water or lubricant residue.


Your personal massager features one of the following easy-to-use control interfaces:

3-Button interface

To turn on and increase vibration strength, press and hold the  button. Press  to cycle through the stimulation modes. To reduce the intensity and turn the personal massager off, press the  button.

To lock your personal massager, simultaneously press and hold  and  for five seconds. To unlock, repeat the process. **Always make sure the personal massager is tightly closed before cleaning and using in water.**

Single-button interface

To turn on, press the  button twice. Continue pressing to cycle through the powerful vibration modes. To turn off, simply press and hold  for around 5 seconds.

Cleaning, storage and safety

Always clean your personal massager thoroughly before and after each use. To clean, use a purpose-made cleanser such as Intimina's Intimate Accessory Cleaner. If this is not available, wash the personal massager with warm water and antibacterial soap, rinse with clean hot water and pat dry with a lint-free cloth or towel. Never use cleansers containing alcohol, petrol or acetone.

Intimina recommends that you use a water-based lubricant such as Intimina's Feminine Moisturizer. Avoid using a silicone-based lubricant as this could make the silicone permanently tacky. Never use massage oils or hand cream as lubricants for the intimate areas.

Avoid leaving your personal massager in direct sunlight and NEVER expose it to extreme heat. Do not use on swollen or damaged skin. Keep your personal massager out of the reach of children.

If your personal massager appears to function abnormally, turn it off and consult the Customer Care section on www.intimina.com where you will find a number of troubleshooting tips. If you experience any other problems with your Intimina product please contact: customercare@intimina.com

IMPORTANT: For Adult Use Only. Those who may be pregnant, have a pacemaker, diabetes, phlebitis or thrombosis should consult with a medical professional regarding the risk of blood clots before using any personal massage product.

Disposal information

Disposal of old electronic equipment (applicable in the EU and other European countries with separate waste collection systems).

The crossed-out dustbin symbol indicates that this product should not be treated as household waste, but rather be brought to the appropriate collection point for recycling of electrical and electronic equipment.



If you have any further questions or concerns and wish to find out more information about Intimina products, please visit www.intimina.com or send an email directly to customercare@intimina.com

Disclaimer: Users of this Intimina product do so at their own risk. Neither Intimina nor its retailers assume any responsibility or liability for the use of this product. Further, Intimina reserves the right to revise this publication and to make changes from time to time in the contents hereof without obligation to notify any person of such revision or changes.

Applicable for ALL products. Model may be changed for improvements without notice.

©2021 LELOi AB. All rights reserved.

Manufacturer: Suzhou Armocon Technology Co. Ltd. 3-5 / F 77 SuHong Middle Road, SIP, 215027 Jiangsu, China

Puts on the market: LELOi AB, Karlavägen 41, 114 31 Stockholm, Sweden

Country of origin: China

www.intimina.com