

USER MANUAL

Cosmetic device for skin abrasion
BEAUTYRELAX PEELMAX



CONTENT:

| | |
|--|----|
| INTRODUCTION | 3 |
| SPECIFICATIONS | 4 |
| TECHNOLOGY USED - SKIN ABRASION | 4 |
| EFFECTS OF DIAMOND SKIN ABRASION | 8 |
| CHANGEABLE APPLICATORS - PART OF THE PACKAGE | 9 |
| PACKAGE CONTENTS | 10 |
| KEY PRODUCT FEATURES | 10 |
| SAFETY INSTRUCTIONS | 10 |
| HIGH VACUUM 64KPA | 11 |
| DESCRIPTION OF THE APPLIANCE | 12 |
| PRODUCT DESCRIPTION | 13 |
| BEFORE USING DEVICE | 14 |
| RECOMMENDATIONS BEFORE FIRST USE | 14 |
| APPLICATION PROCEDURE | 15 |
| RECOMMENDED METHOD OF TREATMENT OF FACE AND NECK | 16 |
| CHARGING THE BATTERY | 17 |
| MAINTENANCE AND CLEANING | 17 |
| FREQUENTLY ASKED QUESTIONS AND ANSWERS | 17 |
| TECHNICAL PARAMETERS | 18 |
| DISPOSAL OF USED ELECTRICAL EQUIPMENT | 18 |
| IMPORTER | 18 |

Introduction

Dear customer, thank you for purchasing our product. Please read this user manual carefully before first use and keep them for future reference.

The diamond skin abrasion cosmetic device is an excellent tool for routine skin care. Thanks to the interchangeable applicators, it represents universal use. The skin will be clean and perfectly smooth!

high performance of the device for
achievable results

maximally gentle on the
skin



Specifications

- Skin treatment with 4 applicators
- Use is completely safe and painless.
- Gentle on the skin.
- Suitable for all skin types.
- Easy operation with buttons on the body of the device.
- Compact, small and light.
- Wireless use thanks to rechargeable battery.

Used technology - skin abrasion

Clear skin is the basis of every healthy skin. Regular deep cleansing of the skin significantly contributes to slowing down aging. Cosmetic devices for skin abrasion have a special application head with a rough surface. When moving on the skin, it very gently mechanically abrades the upper layer of the skin. Vacuum suction absorbs all these impurities and old skin residues. The result is smooth, healthy-looking skin. The application is non-invasive, painless and without any unpleasant feelings. You will use the diamond microdermabrasion device at home in peace and quiet.



Diamond dermabrasion devices act on the skin simultaneously in two phases. Dead skin cells are gently but effectively abraded. Subsequently, they are absorbed by the application head thanks to vacuum suction (similar to a vacuum cleaner). Skin particles are captured using a filter pad. Dead skin residues are thoroughly removed. The possibility of setting the intensity of vacuum suction contributes to the comfort of the treatment. You can choose the force with which the application head will suck dirt.

Are you ready to limit the use of makeup? Discover your true self! The diamond microdermabrasion device brings skin care with professional technology right to your home! The application is non-invasive and completely painless. The total treatment time is only a few minutes!

Do you have any of these problems?

- The pores of the skin are coarser than usual.
- The skin is not color unified.
- Pigment spots appear.
- The skin is not supple enough.
- The skin looks tired.

If the answer is yes in at least one case, diamond microdermabrasion offers a solution!

Stress, improper sleep patterns, unbalanced diet, adherence to constant diets, exposure to air pollution. One of the many factors that have a significant effect on the formation of acne, wrinkles, the appearance of pigment spots and the overall loss of skin elasticity. The source of a number of skin problems can be found in inadequate skin care during adolescence and around the age of 20. But nothing is lost! Diamond microdermabrasion is an effective tool that significantly eliminates the effects of negative effects on the skin. Pamper your skin like in a professional aesthetic clinic!

Feedback from users on how they felt when using diamond microdermabrasion for a short time:

- 93% of women feel smoother skin
- 93% of women feel firm skin
- 89% of women experience an increase in skin elasticity
- 91% of women experience a more youthful appearance of the skin

Do you have any of these problems?
Does the skin look tired?
Are skin pores coarser than usual?
Is the skin not unified in color?
Do pigment spots occur?
Is the skin not supple enough?




Discover diamond microdermabrasion
Non-invasive nature of the treatment!
Absolutely painless!
Completely safe!
Fast results!
Time-saving!

beautyrelax

Ending makeup is not a dream!

The new instrumental method of diamond microdermabrasion works on the principle of very fine mechanical peeling with application tips covered with diamond crumbs of various roughness, which abrade the upper layer of the skin, cleanse and revive it. The blood supply to the skin is improved, collagen and elastic fibers are stimulated. The result is smoother, fresh skin, better tone (the skin is more uniform in color), surface pigment spots and pores are significantly softened.

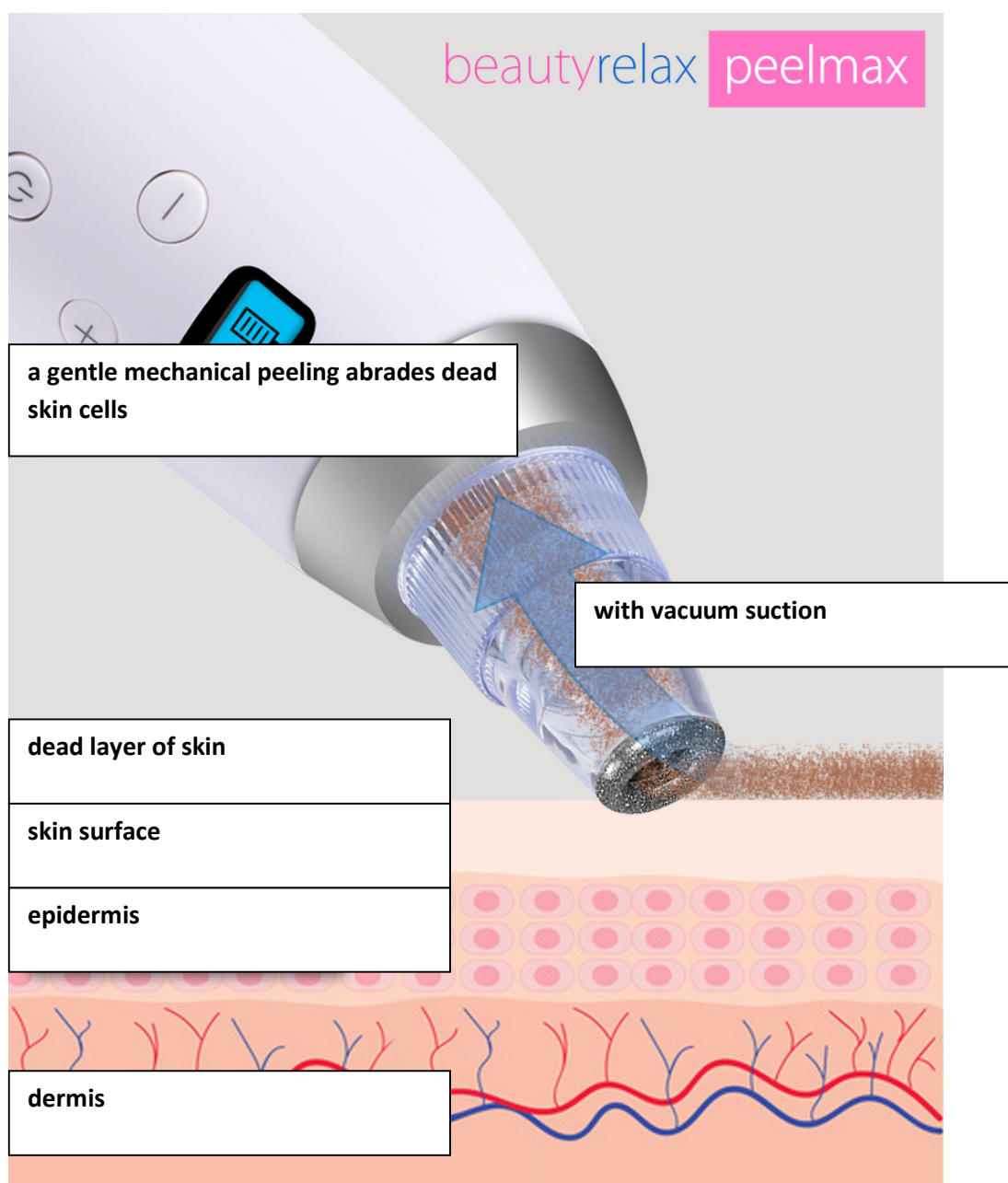


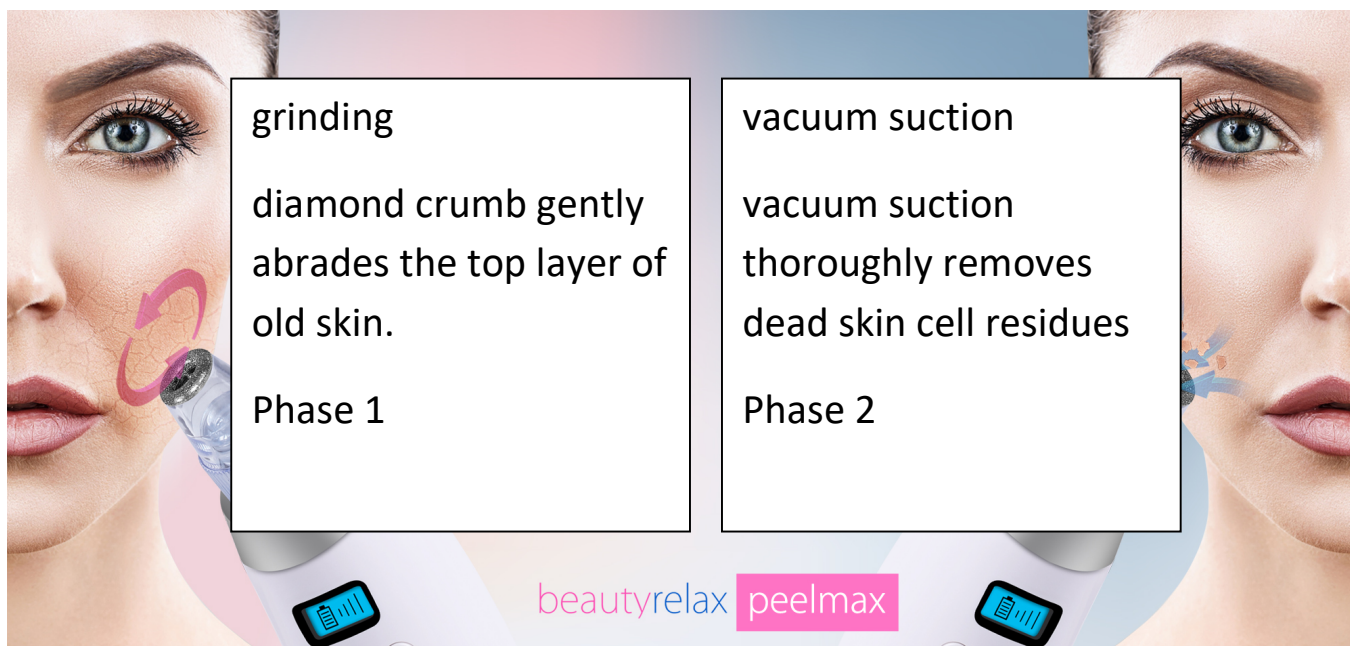
Vacuum suction allows proper contact with the skin and aspiration of skin cell residues. The effectiveness of the combined treatments is significantly improved - no residues of foreign crystal material remain in the skin. The skin is in a natural, uncontaminated state and is able to respond much better to other treatments that may follow immediately. The penetration efficiency of the active ingredients from cosmetics is also increased.

Diamond microdermabrasion copes with pigment spots and enlarged pores. Softens scar hypertrophic, after acne or smallpox. It also has a positive effect on fine wrinkles and stretch marks.

Diamond microdermabrasion is a skin rejuvenation that starts the growth of new, healthy and elastic skin cells, resistant to external influences. This restores the biological time of the skin and slows down its further aging.

The application is non-invasive and belongs to the category of applications "for lunch break". The total treatment time is only a few minutes!





Blue backlight LCD display

display of battery status and vacuum suction power



Effects of diamond abrasion on the skin

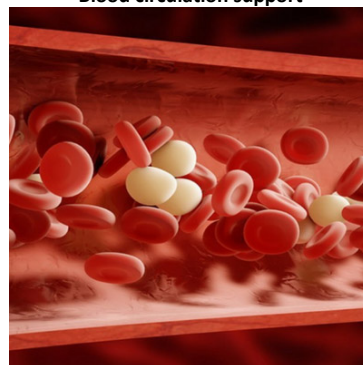
Loosening of skin pores



Suppression of acne skin



Blood circulation support



Removal of dead cells and impurities



Balancing skin tone



Increased skin elasticity



Mechanical skin massage



Prevention against the formation of blackheads



Deep skin peeling

4 changeable applicators included



Applicator with abrasive crown

When moving on the skin, the dead layer of skin is gently abraded. Vacuum suction then absorbs these impurities. You will achieve excellent results. Thorough peeling for perfectly smooth and radiant skin.

Intensive pore cleaning

The applicator has a smaller circular hole at the end. Place the head where the clogged pore is usually terminated by a black dot. With the help of high vacuum suction power, you remove all impurities from the pore, which are then trapped in a filter pad. Many times more economical than squeezing with your fingers.



Face lifting

The applicator has a bevelled hole at the end. Thanks to this, it is able to absorb a larger area of skin and allows easy removal from the skin and re-suction. You will achieve a significant local blood flow to the face up to the level of fine capillary capillaries. Pollutant removal will be improved. The skin gains significantly better elasticity. It will give a young and fresh impression.

Softening of wrinkles

The end of the head has a larger oval hole. The vacuum suction force is thus maximally targeted to one place. Collagen and elastic fibers are stimulated. Move the head in places with larger or smaller mimic wrinkles. Ideal for face and neck treatment.



Package contents

- Cosmetic device.
- 4 interchangeable applicators.
- Sealing ring.
- Filter pads.
- USB power cable.
- User manual.

Key product features

- Improves blood circulation to the skin.
- Stimulates collagen and elastic fibers.
- Cleanses and revitalizes the skin.
- The skin is fresh, smoother and naturally radiant.
- The skin is more uniform in color.
- Pigment spots and pores become significantly softer.
- Age range: 18 to 60 years.
- Areas of application: cheeks, forehead, nose, eye area, neck, arms, legs and abdomen.

Safety notice


- Before using for the first time, read these operating instructions, view all illustrations and keep them for future reference.
- If your skin is affected by a serious skin condition, do not use the appliance. Then consult your GP for the first use.
- The device is intended for your personal use. Don't share it with family or friends.
- Never operate the appliance if it has fallen, been damaged and does not work properly or has fallen into water.
- Do not use the device near water or in places with high humidity.
- The appliance is not intended for use by children or persons whose physical or mental condition does not allow the appliance to be used safely.
- Do not place or use the appliance on hot heat sources (radiator, stove, fire, etc.)
- Do not attempt to disassemble or repair the device yourself.
- If the unit is dropped, it may be damaged. In this case, contact the dealer.
- When you have finished charging the device, unplug the device from the power cord.
- The distributor is not liable for damage caused by improper use. He is not responsible for the consequences caused by non-compliance with the safety instructions.
- The distributor is not liable for any damage to health or property during other uses.

High vacuum 64kpa

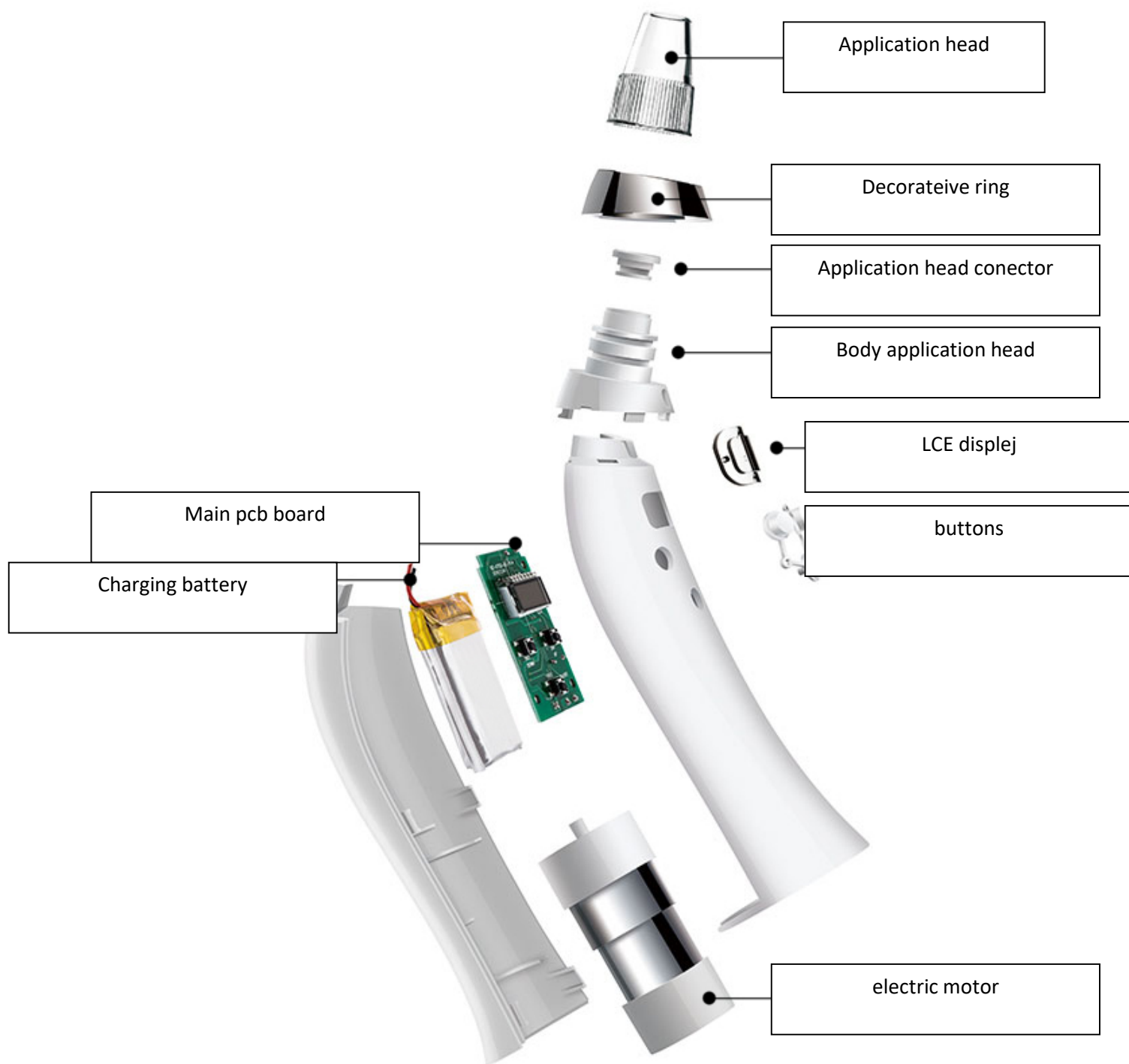
High vacuum concentrated into the applicator orifice. A large vacuum must be applied to remove blackheads. Thanks to the high output of up to 64 kilopascals, impurities in the skin have no chance. In addition, you can regulate the vacuum force yourself. There are up to 5 levels.



Device description



Device parts



Warning: Do not attempt to disassemble the device in any way. Otherwise, the warranty will be lost.
All repairs are intended for a professional service provided by the importer.

Before you start using the device

Before greasing the skin itself with the device, degrease and make up the skin. Wait until the skin is completely dry. There must be no traces of moisture on the skin before use.

Before using the device for the first time, try its application, eg on the forearm. Wait approximately 1 hour for the skin to react negatively to the abrasive applicator.



Recommendations before first use

- Do not use the device on heavily scarred skin.
- Do not use the device if you suffer from eczema or other skin diseases.
- If you have sensitive skin, use the appliance no more than once a week. If you have normal skin, use a maximum of twice a week.
- Do not apply excessive force to the skin.
- After treatment, the skin may be slightly reddish. This is a temporary effect that should disappear within 5 to 10 minutes.
- It is recommended to use a nourishing mask, cream or night cream after the treatment. Be sure to use sunscreen before going outside (in case of strong sunlight).
- Do not use any other chemical or mechanical peeling for 3 days after treatment.
- Also do not use epilators, epilators or hair waxing after the next 3 days of treatment.
- After a facial treatment, you can apply makeup almost immediately after soothing your skin as needed.



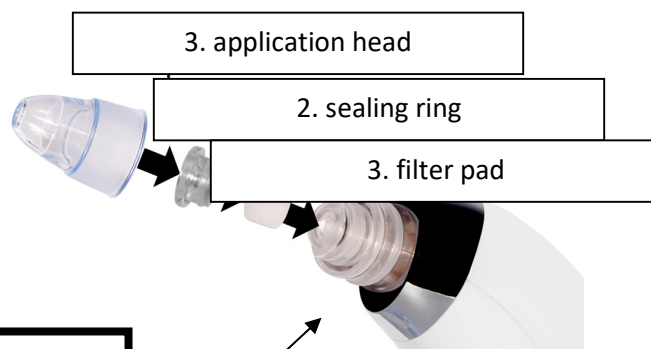
vacuum cleaner on black dots

Procedure of use

1. Always make sure the battery is fully charged. A fully charged battery ensures high contact performance.


2. Before each use, make sure that a filter pad is placed in the head of the instrument. See. Figure 1. The filter pad prevents skin and dirt from entering the device.



!!! IF YOU DO NOT INSERT THE FILTER TAMPON WITH THE SEALING HAT, THE IMPURTS WILL GET RIGHT INTO THE APPLIANCE, WHICH WILL LEAD IT TO IRREGULAR DAMAGE !!!



Obrázek 1 - umístění filtračního tamponku

3. Rubber rings ensure maximum tightness between the instrument and the applicator. They have a relatively long service life. When they reach the end of their service life, you will find a replacement in the package.







4. Press the on / off button.  to turn on the device. Switching on is accompanied by a short beep. The display lights up and the battery status icon appears. The device is now in standby mode.

5. You can use the buttons   to freely regulate the intensity of the vacuum suction. You can change the force at any time during use. Set the level so that using it is not painful, but at the same time effective.

6. Move the application head in the directions - see. pictures below. Move the application head slowly over the skin. Never stay in one place for more than one second. You can help with your other hand by gently tightening your skin. The movement of the head will be as smooth as possible on the surface of the skin.

7. Press the on / off button  to turn off the device.

Recommended method of face and neck treatment

| | | |
|--|--|--|
|  |  |  |
| Face | Nose | Mouth |
| move from inside to the outside for 1 minute | move from top to bottom for 30 seconds | Move from top to bottom for 30 seconds |
|  |  |  |
| Forehead | The area around the eyes | Neck |
| move the center to the sides | move from the corner of the eye towards the hair for 30 seconds | Move from top to bottom for 1 minute |

You can easily treat your face with high efficiency in just 4 minutes!

Battery charging

The device has a built-in internal rechargeable Li-ion battery. It is charged using the cable included in the package. Always make sure that the cable is not damaged. Charge the device by connecting the cable to a USB port on your computer. The charging progress is shown on the display.

Maintenance and cleaning

Always make sure that the application head is cleaned after treatment. Do not use any aggressive cleaning agents. We recommend the use of special disinfectant sprays, which are commonly used, for example, in healthcare or beauty salons for cleaning tools. Use this product only to clean the stainless steel application head. Make sure that no moisture enters the device.

Frequently asked questions and answers

HOW OFTEN TO USE THE DEVICE FOR DIAMOND SKIN ABRASION?

The performance of the device ensures high efficiency and intensity of deep skin cleansing. An interval of once to twice a week is ideal for maintaining long-lasting healthy and clean skin.

DO DIAMOND DERMABRASION APPLIANCES USE ANY CONSUMABLES?

Between the grinding head and the suction mechanism, there is a small cylindrical filter pad that traps dirt. If the device is used by one person, it can be used more than once. If the device is used by more than one person, it is necessary to replace the filter pad after each skin treatment.

HOW MUCH DOES SKIN TREATMENT WITH DIAMOND SKIN ABRASION IN A COSMETIC SALON COST?

Prices vary significantly depending on the region and length of treatment. On average, you pay for one procedure ranging from 400 to 800 Czech crowns for 30 minutes.

WHAT IS THE OPTIMAL LENGTH OF TREATMENT?

For skin cleansing, the optimal length should be in the range of 15 to 30 minutes. It depends on how carefully you pay attention to all parts of the face, or the chin or décolleté.

IS SKIN TREATMENT A CONSEQUENTIAL LIMITATION?

After cleansing the skin, the skin may become slightly red. This effect is caused by stimulation of the blood circulation and lymphatic system of the face. The color subsides in the order of minutes and the skin returns to normal. Microdermabrasion skin treatment is sometimes referred to as a lunch break procedure. You will not be limited socially.

IS SKIN CLEANING IN THIS WAY PAINFUL?

Although cleansing is based on the principle of abrading the upper layer of dead skin, you will not feel any discomfort. Especially thanks to vacuum suction, you will perceive skin cleansing as a pleasant relaxing massage.

WHY IS THIS METHOD OF SKIN CLEANING ALWAYS CALLED AS A REJUVENATION?

Rejuvenation starts the growth of new, healthy and elastic skin cells, resistant to external influences, thus returning the biological time of the skin back and slowing down its further aging.

IS THE DIAMOND DERMABRASION EQUIPMENT SUITABLE FOR MY SKIN?

Cleansing is suitable for all skin types. The restriction only applies to cases where the skin is affected by a significant skin disease. Special care must be taken by people with highly sensitive thin skin to touch.

Technical parameters

- 5 levels of vacuum suction intensity setting
- Blue backlit LCD display
- Indication of battery status and vacuum suction intensity
- 4 applicators for skin treatment included in the package
- Power supply: USB cable (included)
- Dimensions: height 17cm, diameter: 4.8cm
- Weight: 150g

Disposal of old electrical and electronic equipment



This symbol on the products or in the accompanying documents means that used electrical and electronic products must not be added to normal municipal waste. Return these products to designated collection points for proper disposal, recovery and recycling. Alternatively, in some countries of the European Union or other European countries, you may return your products to your local retailer when purchasing an equivalent new product. By ensuring this product is disposed of correctly, you will help prevent potential negative consequences for the environment and human health, which could otherwise be caused by inappropriate waste handling of this product. Contact your local authority or the nearest collection point for further details. This symbol is valid in the European Union. If you wish to discard this product, please contact your local authorities or dealer for the correct method of disposal.



This product complies with the requirements of the EU directives on electromagnetic compatibility and electrical safety.

Importer

SANTADRIA s.r.o. | Mojmirova nám. 75/2, 612 00 Brno ID: 29195454 | VAT: CZ29195454
Contact email: mh@santadria.cz

Typographical errors, properties and changes in technical parameters reserved.