

USER MANUAL

Cosmetic device for lip treatment
BeautyRelax BR-1260

BRIGHTLIPS



CONTENT:

PURPOSE OF USE	4
NOTICE	4
PACKAGING CONTENT	4
CONTRAINDICATIONS	5
TECHNICAL PARAMETERS	5
INTRODUCTION OF THE DEVICE TECHNOLOGY	6
DESCRIPTION OF THE DEVICE	7
INSTALLATION OF BATTERIES	8
USE OF THE DEVICE	9
IMPORTANT INSTRUCTIONS FOR USE	11
FREQUENTLY ASKED QUESTIONS AND ANSWERS	12
DISPOSAL OF USED ELECTRONIC EQUIPMENT	13
CERTIFICATION	13
SHIPPING	13
DECLARATION OF CONFORMITY	14

Dear customer, thank you for your trust in purchasing our product. Please read all the detailed information in the instruction manual carefully before using it for the first time. Please pay particular attention to the safety warnings. Please use the device exactly as instructed. All of these steps will help to maximize the use of all functions of the device. In this manual we will try to give you the best possible idea of the technology used and how to use the device to best advantage.

If you encounter any uncertainties while reading the instructions, please do not hesitate to contact us at the following email address: mh@santadria.cz

Keep the instructions for use carefully for later reference.

PURPOSE OF USE

BeautyRelax Brightlips is an absolute novelty in the field of cosmetic lip treatment. The application head generates negatively charged ions that are bound to positive ions in the skin cells of the lips. This creates an optimal pathway for the nutrients from nourishing creams and balms to penetrate as deeply as possible into the skin. In normal cream application, the top layer of the skin (epidermis) absorbs the majority of the cream. The rest dries out without any further use! An absolute turbo effect for your caring balms.

NOTICE

- Before first use, read this manual, review all illustrations and keep the manual for future reference.
- If your skin is affected by a serious skin condition, do not use the device.
- The device is exclusively for your personal use. Do not share it with family members or friends.
- If the unit has fallen to the ground, become damaged and is not working properly, or has fallen into water, never put it into operation.
- The device is not intended for use by children or persons whose physical or mental condition does not permit safe use.
- Do not place or use the device on hot heat sources (radiator, stove, fire, etc.)
- Do not attempt to disassemble or repair the device yourself. Only for the purpose of replacing batteries at the designated locations.
- The distributor is not liable for damages caused by improper use. It is not liable for the consequences caused by failure to observe safety warnings.
- The device is intended for personal use only. The distributor is not responsible for any damage to health or property caused by other uses.



PACKAGING CONTENT

- Brightlips cosmetic device.
- User manual.

CONTRAINDICATIONS

Under no circumstances should the device be used by persons suffering from any of the following conditions:

- Metal implants in the body
- Vascular disorders or arteriosclerosis
- Acneiform keratosis, basalionomas, melanomas, spinalionomas, atopic eczema, contact eczema, solar dermatitis, psoriasis



TECHNICAL PARAMETERS

- Technologies used: ionization, vibration, UV light.
- Vibration massage frequency: 165 pulses per second.
- Operating voltage: 1.5V.
- Power supply: 2x AG13 batteries.
- Operating current: 40mA.
- Power: 113mW.
- Dimensions: 10cm x 2cm diameter.
- Weight: 24g.



Turbo effect for your
caring balms



INTRODUCTION OF THE DEVICE TECHNOLOGY

1. Vibration massage

The proper functioning of the lymphatic system applies not only to the body's limbs, but also to our face and especially to our lips. If our lymph and blood circulation are in order, the removal of impurities from the blood is multiply improved. The intense vibration massage works in 3 phases:

PHASE 1

The Brightlips application head generates vibrations with a high frequency of oscillations when it comes into contact with the lips.

PHASE 2

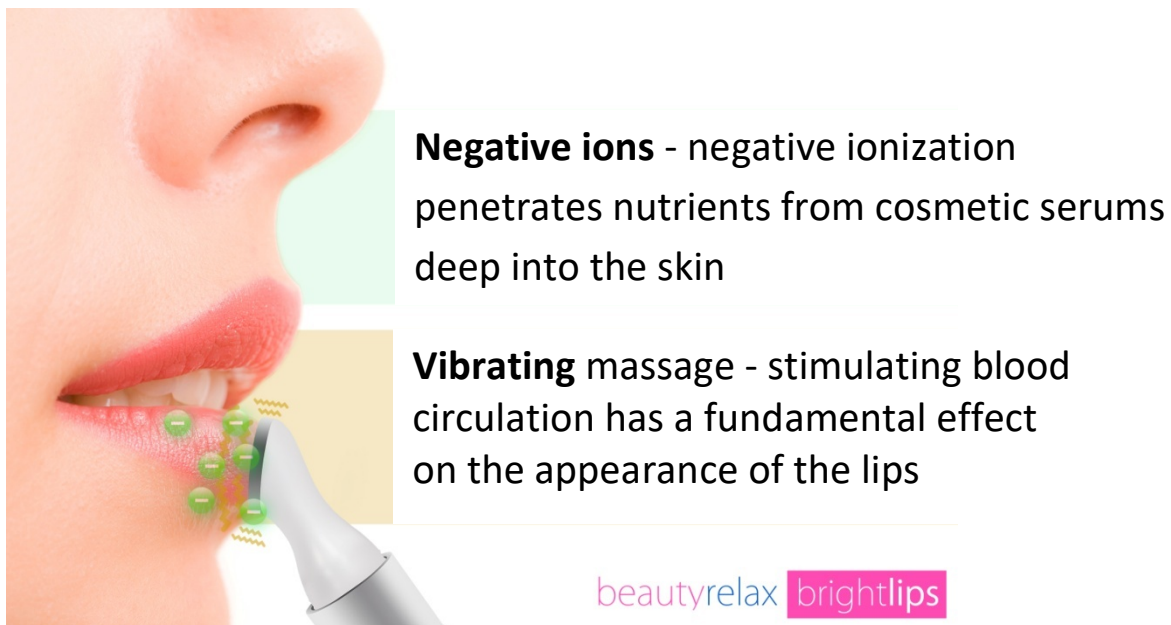
The vibrations gently but effectively stimulate the blood vessels and delicate blood vessels. All this without damaging them.

PHASE 3

Improved blood circulation occurs almost immediately. Getting the lymph and blood circulation flowing has a major effect on the appearance of the lips.

2. Ionisation

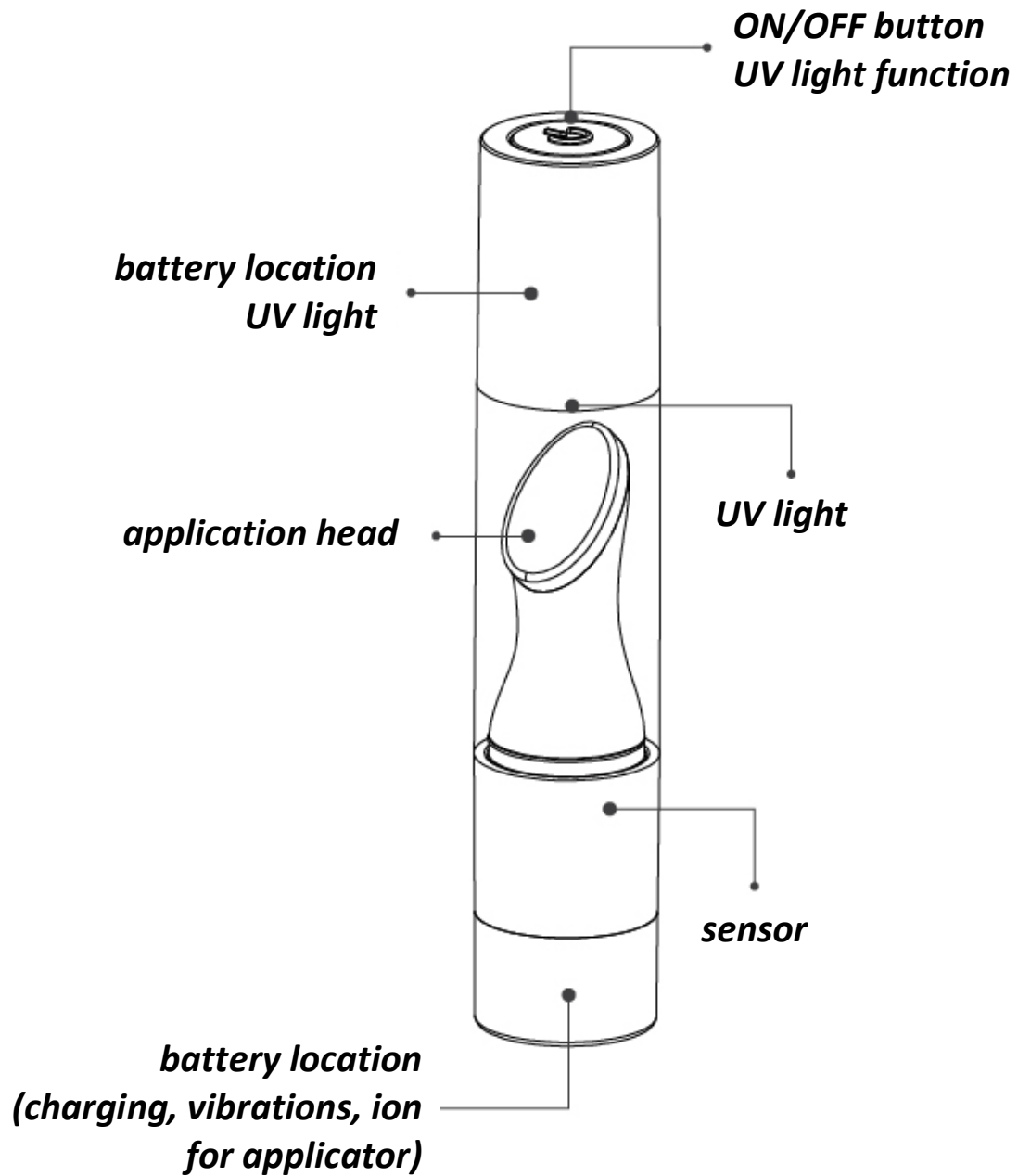
Negative ionization actively contributes to deep skin nourishment. The galvanic current penetrates the nutrients from cosmetic serums deep into the skin. Drying on the surface is prevented. Absolute turbo effect for nourishing creams and balms!



3. UV light

Maintenance of the device is very important for repeated use. There is a UV light built into the cap of the cosmetic device for disinfection. The disinfection efficiency reaches up to 99.9%. The UV lamp can break down the DNA/RNA of viruses and bacteria very effectively. After each use, just wipe the applicator with a soft cloth and illuminate with UV light for a few seconds. Now the device is ready for further safe use!

DESCRIPTION OF DEVICE



INSTALLATION OF BATTERIES



Open the battery cover
UV lights.



Insert 1x AG13 battery. Make
sure the polarity is correct.
Replace the battery cover.



Open the battery cover
on the bottom of the device.



Insert 1x AG13 battery. Make
sure the polarity is correct.
Replace the battery cover.

USE OF THE DEVICE



Rinse lips with warm water, dry thoroughly and apply a nourishing cream or balm.



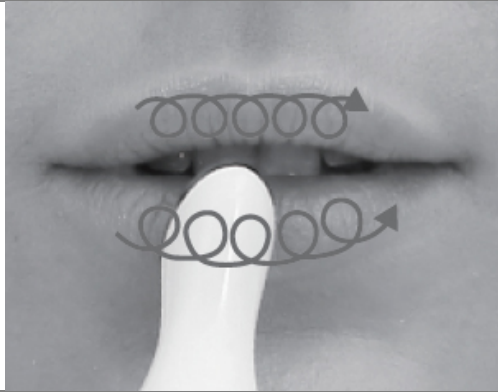
Press the button on the top of the cover. To activate UV light for sterilization of the application head. Automatically switches off after 20 seconds.



Remove the top cover of the device and try to place your fingers on the guide strip around the device. Finger contact is essential for proper ionization function.



Move the applicator in short movements from the center of the lips to the edge.



Then move the applicator over the lips in circular motions. You can combine these treatment techniques.



After the lip treatment, clean the applicator with a dry cloth.



Press the button on the top of the cover. Activate the UV light to sterilize the applicator head. It will automatically switch off after 20 seconds.

- The optimum length of treatment should not exceed 5 minutes.
- BeautyRelax Brightlips can be used anytime, anywhere.
- To treat lips outside, wipe lips with a damp towelette before treatment.
- Before bed, try to apply a nourishing lip balm to your lips for maximum hydration.

IMPORTANT INSTRUCTIONS FOR USE

- Never use the device in combination with lipstick, lip gloss or makeup.
- Before using the battery compartment for the first time, remove the strip of paper interleaved with the battery.
- Do not use the device around the eye area.
- Never use the device if your lips are injured in any way.
- Never wash the appliance under a stream of running water.
- Remove the batteries if you do not use the device for a long period of time.
- If the vibration fades during use, the battery is probably low on power.

FREQUENTLY ASKED QUESTIONS AND ANSWERS

Does the device have a switch or button?

The device switches on automatically on contact with the lips. It is important to place your fingers on the guide strip. Otherwise it will not work properly.

What should I do if the device is not working?

There can be two causes:

1. The batteries are too weak. Replace them with new ones.
2. The surface of the lips is too dry. Thoroughly moisturize with a lip cream or balm.

What should I pay the most attention to during the treatment?

Always keep your lips moisturised at all times. Use your favourite cosmetic product that you normally use. With BeautyRelax Brightlips, you can work it beautifully into your lips.

What to look for after the device treatment?

Wipe the applicator thoroughly dry and sterilise with UV light in the head cover.

How often can I use the device?

Feel free to use the device at any time in your free time. Ideally, at least once a day in combination with a lip cream or balm to achieve beautiful, glowing lips.

How long should an individual skin treatment take?

The recommended length of an individual treatment should not exceed 5 minutes.

Is the device a medical device?

No, it's not. The device is not used for the treatment of serious skin diseases. The device does NOT treat: actinic keratosis, basalionomas, melanomas, spinalionomas, atopic eczema, contact eczema, solar dermatitis psoriasis.

Does the device have any certification?

Device for standard European certification. It meets all the standards that are imposed on devices of this type.

Where is the device manufactured?

We have the device manufactured in China according to our requirements and specifications. We guarantee standard warranty and post-warranty service.

Can more than one person use the device?

The device is intended for personal use only. Do not share it with other persons.

What cosmetic products to combine during the treatment with the device?

Use whatever moisturizing products you prefer to use.

What parts of the body can be treated with the device?

The device is designed exclusively for lip treatment.

DISPOSAL OF USED ELECTRICAL AND ELECTRONIC EQUIPMENT



This symbol on products or in accompanying documents means that used electrical and electronic products must not be added to normal municipal waste. For proper disposal, refurbishment and recycling, take these products to the designated collection points. Alternatively, in some European Union or other European countries, you can return your products to your local retailer when purchasing an equivalent new product. By properly disposing of this product, you will help conserve valuable natural resources and help prevent potential negative environmental and human health impacts that could result from improper waste disposal. For further details, contact your local authority or nearest collection point. This symbol is valid in the European Union. If you wish to dispose of this product, please obtain the necessary information on the correct method of disposal from your local authorities or your dealer.

CERTIFICATION



The product is approved for use in European Union countries and bears the CE mark. The declaration of conformity and all documentation is available from the importer.

SHIPPING

SANTADRIA s.r.o. , Mojmírovo nám. 75/2 Brno, 612 00
IČO: 29195454 | DIC: CZ29195454

If you have any questions about the product, please do not hesitate to contact us:

Email: mh@santadria.cz

Printing errors, features and changes in technical parameters reserved.

ES DECLARATION OF CONFORMITY

The undersigned, representing the company

SANTADRIA s.r.o.

Mojmírovo nám. 75/2, Brno 612 00, ID: 29195454

hereby declares, in its capacity as importer into the EU, that the following product named

BeautyRelax cosmetic device

marketed under the model name: **BR-1260**

EAN: **8594166115224**

belonging to the **BeautyRelax** brand group of products

is in compliance with the following European standards:

EN 55014-1:2006+A2:2011

EN 55014-2: 1997+A2:2008

EN 61000-3-2:2006 + A2:2009

EN 61000-3-3: 2013

Details are given in test report number: **CTL1503250711-E**

Based on compliance with these directives, the product has been CE marked.

The product also complies with RoHS Directive 2002/95/EC (RoHS). All materials are health-safe. They do not contain any heavy metals such as cadmium and other toxic substances.

For safe use, it is essential to strictly follow the instructions in the instruction manual included in the package.



Martin Hrbek, Managing Director

Place of publication: Brno Day: 1.8.2019