

USER MANUAL

Cosmetic face device
BeautyRelax iLift BR-1370

MULTICARE



CONTENT:

INTENDED USE	4
NOTICE	5
CONTRAINDICATION	6
COMPLETE CARE FOR YOUR SKIN	7
MAIN ADVANTAGES	8
WHAT YOU CAN EXPECT	8
TECHNICAL PARAMETERS	8
PACKAGE CONTENTS	8
USE OF SONOGEL	8
DEVICE SPECIFICATIONS	9
INTRODUCTION OF INSTRUMENT TECHNOLOGIES	9
RADIOFREQUENCY	9
GALVANIC CURRENT	10
EMS	11
VIBRATION	12
PHOTON THERAPY	13
HEAT THERAPY	14
DEVICE DESCRIPTION	15
DEVICE CONTROL	16
ATTACHING THE CLOTH TO THE APPLICATOR	17
IMMEDIATE SKIN HYDRATION	19
MODE BUTTON SCHEME	20
INTENSITY SETTING SCHEME	20
DESCRIPTION OF AUTOMATIC PROGRAMS	21
SCHEME OF USE OF AUTOMATIC PROGRAMS	23
POTENTIAL PARTS OF INSTRUMENT TREATMENT	24
METHOD OF TREATMENT OF THE FACE AND NECK	25
IMPORTANT INSTRUCTIONS FOR USING DEVICE	26
FREQUENTLY ASKED QUESTIONS AND ANSWERS	27
BATTERY CHARGING	28
CLEANING AND MAINTENANCE	28
DISPOSAL OF USED ELECTRICAL AND ELECTRONIC EQUIPMENT	29
CERTIFICATION	29
IMPORTER	29
DECLARATION OF CONFORMITY	30


Dear customer, thank you for your trust in the purchase of our product. Before using for the first time, please read carefully all the detailed information in the operating instructions. Pay special attention to safety warnings. Use the device exactly as instructed. All these steps will contribute to the maximum use of all functions of the device. In this guide, we will try to bring you as close as possible to the technologies used and how to make the best use of the device.

If you encounter any ambiguities while reading the instructions, do not hesitate to contact us at the email address: mh@santadria.cz

Keep the instructions for use in a safe place for future reference.

INTENDED USE

The BeautyRelax Multicare of the iLift series is one of the absolute leaders in the field of cosmetic devices for skin care. It offers modern technologies that are most used in the dermatology and cosmetic industries. There will still be 6 different types of treatments available to you. You can choose exactly according to your individual needs. Start taking care of your skin on a professional level!



NOTICE

- Before commissioning for the first time, read these operating instructions, view all illustrations and keep them for future reference.
- If your skin is affected by a serious skin condition, do not use the appliance. Consult your doctor for first time use.
- The device is primarily intended for your personal use. Do not share it with family or friends. If the device is used by more than one person, pay special attention to the principles of hygiene.
- Never operate the appliance if it is damaged, does not work properly or has fallen into water.
- To prevent electric shock, do not touch the inside of the unit if it is broken.
- If the unit is dropped, it may be damaged. In this case, do not continue to use the device and contact the service department of the dealer.
- Do not use the appliance near water or in places with high humidity (bath, shower, swimming pool, etc.).
- The appliance is not washable. It must not be immersed in water or under running water.
- Do not leave the device unattended. Always switch off the appliance thoroughly after each use.
- If the unit has been moved from a very cold to a very warm environment, wait at least 3 hours before using it.
- The appliance is not intended for use by children or persons whose physical or mental condition does not allow the appliance to be used safely.
- Do not place or use the appliance on hot heat sources (radiator, stove, fire, etc.)
- Do not attempt to disassemble or repair the device yourself.
- Store the device in a dry environment. Try to protect it from dust.
- Do not expose the device to direct sunlight.
- The distributor is not liable for damage caused by improper use contrary to the instructions in these operating instructions. He is not responsible for the consequences caused by non-compliance with the safety instructions.
- The distributor is not liable for any damage to health or property caused by other uses.



CONTRAINDICATION

Under no circumstances may the device be used by persons who are affected by any of the following conditions:

- Cancer, epilepsy, viral disease
- In case of high fever
- Severe kidney or liver disease
- Heart disease, pacemaker, hypertension
- Metal implants in the body
- Vascular disorders or atherosclerosis
- Pregnancy
- Menstruation
- Acnitic keratosis, basal cell carcinoma, melanoma, spinalioma, atopic eczema, contact eczema, solar dermatitis, psoriasis
- People taking anticoagulants
- Persons who require constant supervision may only use the device after consulting a doctor
- Never move the device on the eyelids, sleeping area or thyroid gland



COMPLETE CARE FOR YOUR SKIN

a) Improving the structure of the skin

Radiofrequency, galvanic current and EMS micropulses act directly into the dermis layer, where the collagen and elastic fibers responsible for the elasticity and structure of the skin are located.

b) Moisturizing and nourishing the skin

The galvanically charged negative charge penetrates nutrients from cosmetic sera deep into the skin. Drying on the surface is prevented.

c) Treatment of acne skin

Photon therapy with blue light activates porphyrins. A chemical reaction that destroys harmful bacteria.

d) Final soothing of the skin

Heat therapy soothes the skin at the optimum temperature. Shrinks pores. Supports natural skin detoxification.

e) Improving the quality and turning off the skin

EMS electric micropulses cause muscle contraction and thus their strengthening. In the facial area, you will improve the texture of the skin, its tone and increase elasticity.

f) Restoration of own collagen

Photon therapy with red light supports the natural production of collagen.

g) Non-invasive facelift

The radio frequency waves are optimized to cause a thermal gradient that significantly affects the processes in the dermis layer.

h) Deep cleansing of the skin

A positively charged galvanic current pulls out negatively charged impurities like a magnet. You will experience really clear skin like never before.



MAIN ADVANTAGES

- Non-invasive treatment (the device does not penetrate directly through the skin).
- Treatment without any discomfort.
- No unwanted permanent changes in skin pigmentation.
- Cosmetics can be used immediately after the procedure.
- Continue without restriction any activities (eg before the social program).

WHAT YOU CAN EXPECT

- Gradual improvement of skin elasticity.
- The skin will look fresher.
- Elimination of deep and fine facial wrinkles.
- Emphasize the characteristic contours of the face.
- Stimulation of facial muscles.
- Blood circulation and oxygenation of the subcutaneous tissue.
- Gentle lymphatic massage to reduce facial swelling.
- Effective support of cellular metabolism and nutrient absorption.

TECHNICAL PARAMETERS

- Operating voltage: 3.6V.
- Operating power: 7.2W.
- Heat therapy: 15 ° C.
- Power supply: Li-ion battery 750mAh.
- Battery charging: 220V adapter (included).
- Approximate battery charging time: 2.5 hours.
- Operating time: 60 minutes (depending on the most commonly used technology).
- Dimensions: 18.5x4.5x6cm
- Weight: 175g.

PACKAGE CONTENTS

- Beauty device BeautyRelax Multicare.
- 220V adaptor.
- Operating Instructions.

USE OF SONOGEL

Before use, it is advisable to apply a thin layer of clear conductive gel (not included) on the skin. You can buy the application gel, so-called SONOGEL, in any medical supply store (it can also be purchased in a pharmacy). The gel is very important for the use of the device. It creates the necessary bonding layer between the applicator and the skin. It is made on a water basis. It cannot damage the application head. The use of an application gel is essential. Radio frequency waves and EMS pulses can thus penetrate the skin better. You can use any water-based cosmetic product (cosmetic cream, serum,...).

DEVICE SPECIFICATIONS

- 5 automatic programs with preset skin treatment modes.
- Suitable for commercial and private use.
- The application head is suitable for all skin types.
- Ergonomic design - holds comfortably in the hand when treating the skin.
- Wireless use thanks to built-in rechargeable Li-ion battery.
- Charging with 220V adapter (included).

INTRODUCTION OF INSTRUMENT TECHNOLOGIES

BeautyRelax Multicare is a certified revolutionary tool with which you will take care of your face in the comfort of your home like in a beauty studio! Thanks to the combination of several technologies, you get a powerful tool in the fight against wrinkles or sagging skin. You pay tens of thousands for treatments in salons. Now you can buy the technologies used by professionals for a fraction of the price!

RADIOFREQUENCY

The application head generates energy via radio frequency waves with a very specific power and frequency. The radio frequency waves are optimized to cause a thermal gradient that significantly affects the processes in the dermis layer. The supplied energy activates the remodeling of collagen fibers and elastin. The maximum possible energy targeting even in localities with a more pronounced fat layer and the subsequent excitation of metabolic processes has a significant effect on the very effective smoothing of drooping and deformed contours.




1. Reduction of fine mimic wrinkles **2.** Suppression of dark circles under the eyes **3.** Increased elasticity of facial contours **4.** Firming and turning off the skin **5.** Remodeling of collagen fibers **6.** Suppression of cellulite **7.** Suppression of stretch marks and scars



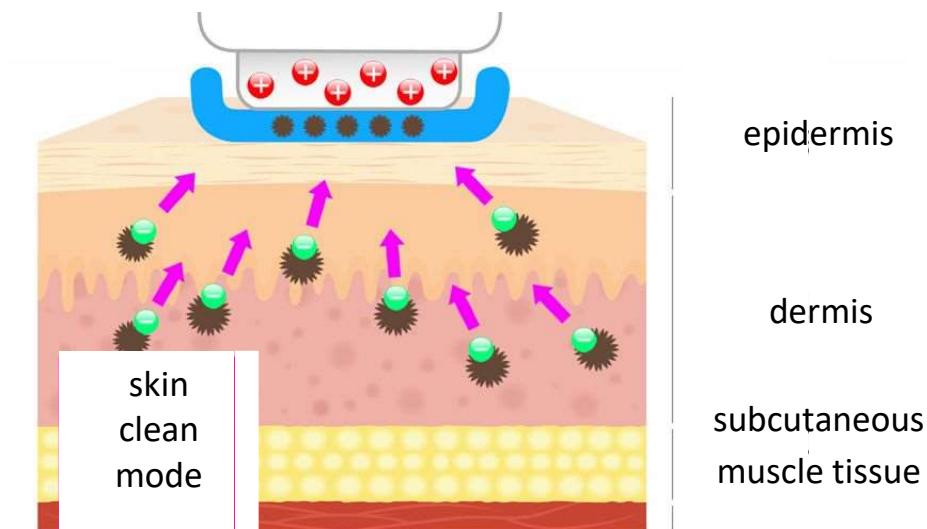
GALVANIC CURRENT

The application head creates a current with the possibility of a variable charge on its surface. The control unit of the cosmetic device allows the galvanic current to be adjusted in such a way that a positive or negative charge occurs. Positive and negative ionization have different effects on the skin.



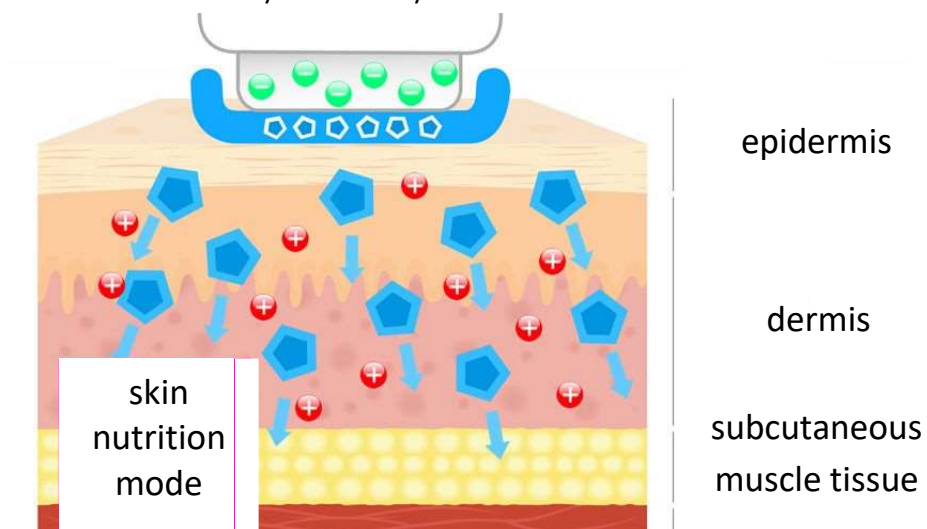
Positive ionization - thorough skin cleansing

Dirt is charged with a negative charge. On the contrary, the application head creates positive ions, which attract impurities like a magnet and pull them to the surface, where it can be easily removed. Dirt is trapped not only on the surface of the skin, but deep in the pores.



Negative ionization - deep nourishment of the skin

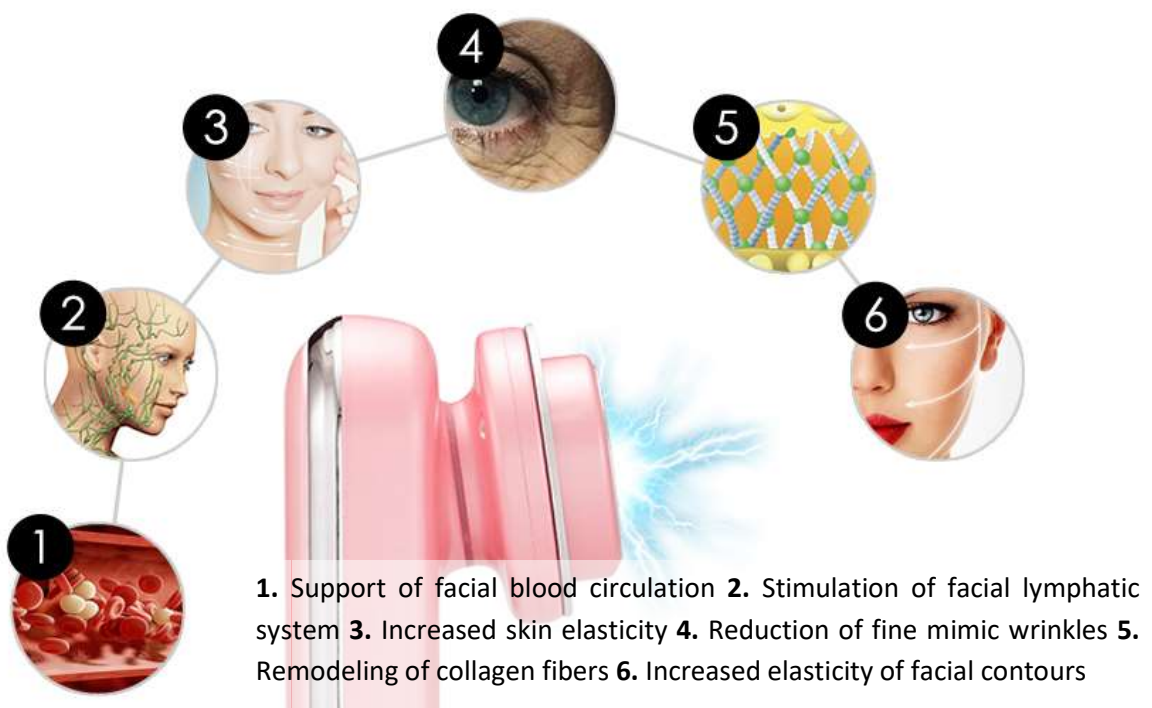
The application head generates a large amount of negative ions, which are bound to positive ions in skin cells. This creates an optimal way for the nutrients from the cream to get as deep as possible into the skin. During normal application of the cream, most of the upper layer of the skin (epidermis) absorbs. The residue dries uselessly without any further use.






EMS

Our face is interwoven with a muscle structure. The facial muscles are responsible for expression and facial expressions. Over time, muscles lose their natural elasticity and elasticity. The skin looks dull and tired. The BeautyRelax Multicare application head transmits gentle electric micropulses in contact with the skin, which penetrate through the upper part of the skin directly to the facial muscles. The power and frequency of the electrical pulses are specially adjusted to allow for an effective but painless facial treatment. The muscles contract and thus strengthen them. Collagen and elastic fibers are mechanically stimulated. In the facial area, you will improve the texture of the skin, its tone and increase elasticity. The skin has a rejuvenated and radiant appearance. All this non-invasively and without any unpleasant feelings.

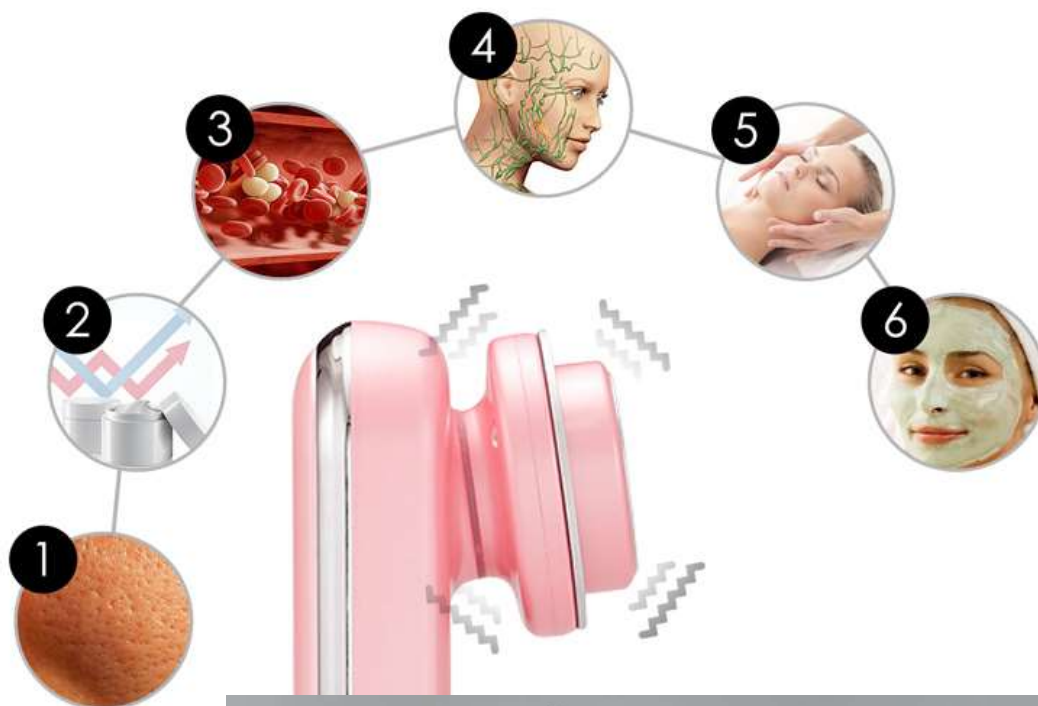


VIBRATION

The proper function of the lymphatic system applies not only to the body limbs, but also to our face. If our lymph and blood circulation are in order, the removal of impurities from the blood is much better. Improving blood circulation = stimulation of the lymphatic system = better removal of impurities and pollutants from the body = beautiful and healthy skin. A simple equation that applies not only to the face, but to our entire body. From a technological point of view, a gentle vibrating massage is one of the simplest, but at the same time very effective skin treatment techniques.




1. Relaxation of skin pores **2.** Increased ability to absorb creams and serums **3.** Support of blood circulation of the face **4.** Stimulation of the lymphatic system of the face **5.** Mechanical massage of the skin **6.** Support of natural skin detoxification

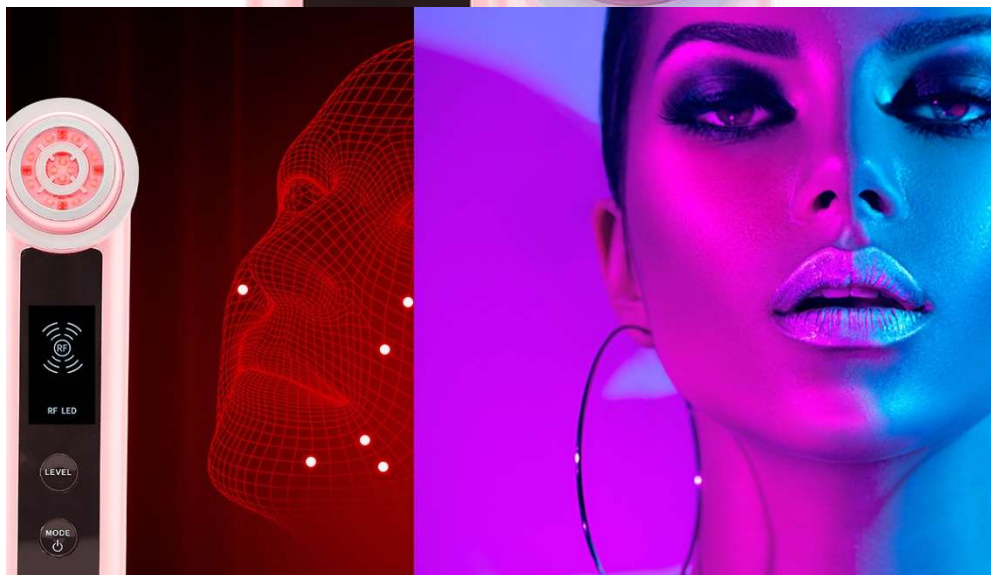
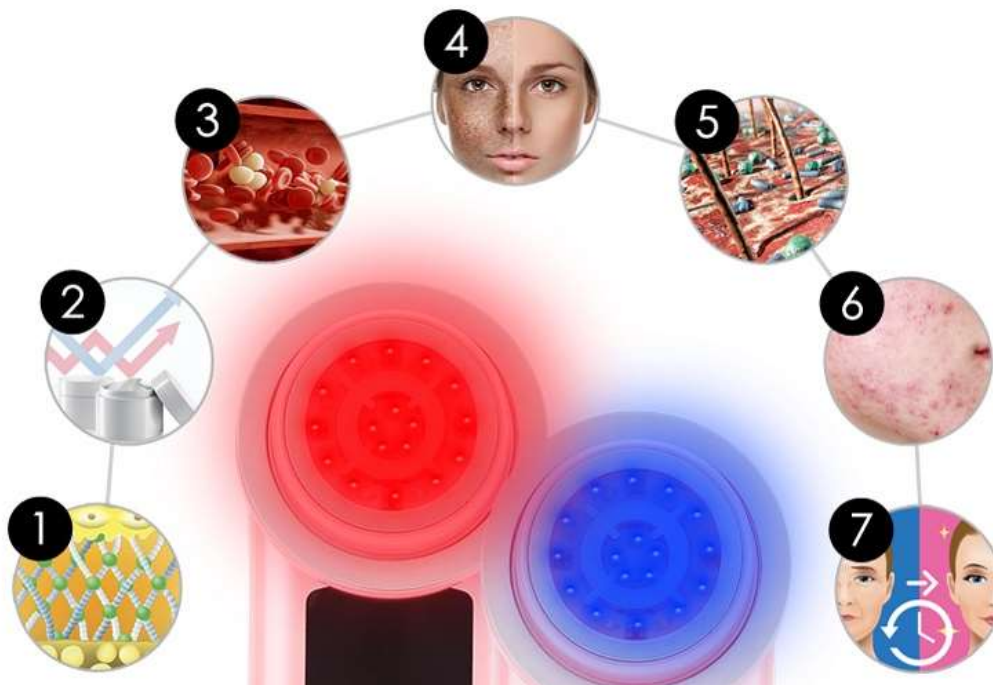


PHOTON THERAPY

Light is a simply visible part of electromagnetic radiation of different frequencies. It reaches different wavelengths in the range of 390 to 760nm (nanometers). The human eye is able to perceive light with wavelengths ranging from 400 to 800 nm. In photon therapy, light penetrates the body as a stream of energy in the form of photons. It is scientifically proven that different wavelengths of light result in specific skin care effects. Studies have verified the real positive therapeutic benefit for living tissues and organisms at the cellular level. BeautyRelax Multicare offers a function of red and blue light.



1. Supports the natural production of collagen **2.** Increases the absorption of cosmetics **3.** Improves blood circulation in the subcutaneous tissue **4.** Prevents the formation of pigment **5.** Antibacterial effect **6.** Prevents acne formation **7.** Helps slow down skin aging



HEAT THERAPY

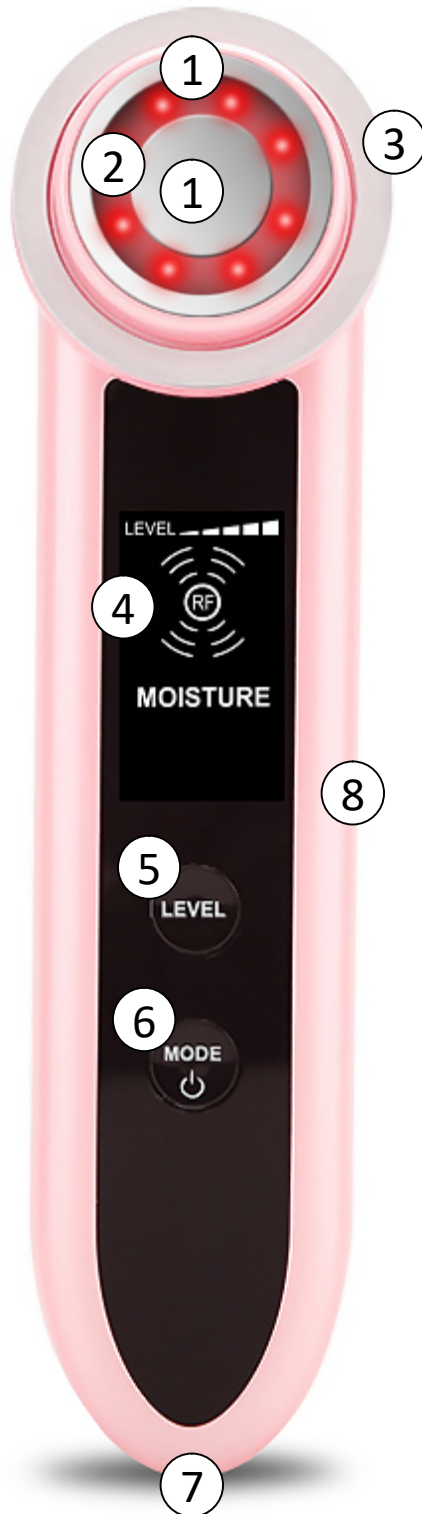
Skin treatment with an application head with a set optimal temperature significantly affects the function of the lymphatic system of the face and its metabolism. When the temperature is around 15 ° C, the skin treatment is usually finished. The skin calms down and the skin pores contract.



1. Natural detoxification of the organism 2. Reduction of pores and soothing of the skin 3. Maintaining natural moisture



DEVICE DESCRIPTION



- 1. Contact electrodes for radio frequency /
ems / ionization transmission
- 2. LEDs for red function
and blue light
- 3. Fabric / napkin attachment ring
- 4. Display
- 5. LEVEL button
- 6. MODE / ONOFF button
- 7. Power adapter socket
- 8. Device body

DEVICE CONTROL

1. Wash skin thoroughly before each use. It is ideal to time the treatment after the bath.
2. Apply a thin layer of clear application gel (not included) to the treated area. You can buy the application gel, the so-called SONOGEL, in any medical supply store (it can also be purchased in a pharmacy). The gel is very important for the use of the device. It creates the necessary bonding layer between the application head and the skin. It is made on a water basis. It cannot damage the application head. The use of an application gel is essential. We do not recommend a device without a binder between the skin and the applicator. Unnecessarily, efficiency would be reduced. See. passage: SCHEME OF USE OF AUTOMATIC PROGRAMS.
3. Press and hold the **MODE / ONOFF** button. The device has 5 automatic programs that have preset individual skin treatment technologies.
4. CLEAN mode is automatically activated immediately after start-up.
5. Press the **MODE / ONOFF** button again to turn **MOISTURE** mode.
6. Press the **MODE / ONOFF** button again to enter **EMS UP** mode.
7. Press the **MODE / ONOFF** button again to mode the **RF LED**.
8. Press the **MODE / ONOFF** button again to enter **COOL** mode.
9. Use the LEVEL button to adjust the power of the device to suit your exact needs. There are a total of 5 intensity levels to choose from.
10. The backlit display shows basic information about the course of treatment. You can monitor the level of intensity of the individual and the course of operation of the device.
11. Each automatic program automatically shuts off after 3 minutes.
12. You can switch off the device at any time by long pressing the **MODE / ONOFF** button.

Note: Each automatic program has a timer that automatically shuts off the device after 3 minutes of operation.

Warning: Always keep the low level on the first time you contact your skin. Apply the applicator to the part of the face where there is more subcutaneous fat. You can gradually add to the strength. However, it always depends on your subjective feeling. If the treatment is already unpleasant to mildly painful, set the lowest level back or stop the treatment.

Tip: The treated area of the face and neck should ideally be without significant thick hair. This will improve the movement of the application head on the skin. In particular, radio frequency waves will have a better chance of penetrating subcutaneous tissue.

Recommendation: If you use the radiofrequency function and EMS with a higher intensity level during the treatment, do not expose the treated skin to too hot water for at least 3 days. The skin undergoes convalescence treatment and hot water (or a stay in the sauna) can irritate the skin unnecessarily. When using the device, the skin becomes hot. If you feel too hot, take a break and let your skin cool down.

ATTACHING THE CLOTH TO THE APPLICATOR

A ring is placed on the applicator, which is attached magnetically. The ring is used to attach a cloth or napkin. Ideal for applying cleansing cream or nourishing serum. The cloth can also be made of fabric. It should not be too strong.



Note: The application head is not waterproof. Never clean it under running water. Once you have finished your skin treatment, wipe your head dry thoroughly.

The possibility of attaching a cloth is an innovation in the Multicare model, which is not always necessary to use and serves rather as an accessory. The main principle consists in the penetration of active substances, especially from those cosmetic products that have a very low density. In other words, they are almost like water and, after application to the skin, tend to run. This applies especially to skin serums. You can also use **CLEAN** mode to capture dirt.

The use of a cloth is recommended for the automatic program **CLEAN** and **EMS UP** (can also be used without a cloth).



IMMEDIATE SKIN HYDRATION

Moisturizing the skin is one of the most important cosmetic treatments. Healthy and beautiful skin cannot do without sufficient hydration. There are a number of cosmetics on the market that are designed for intensive skin hydration. These are most often creams, serums, gels or essential oils. The galvanic iron in the **MOISTURE** mode (hydration) uses technologies that will multiply the penetration of cosmetics into the skin.

1. Apply a skin moisturizer to the skin.
2. Using the device in the MOISTURE mode, gradually "incorporate" the cosmetic product into the skin. If 3 minutes is not enough to treat the whole face, repeat the MOISTURE mode again.










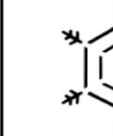


With the help of a device for diagnosing skin moisture, it can be measured that after the application of a cosmetic product by means of a galvanic iron, the skin moisture will increase several times. Prior to treatment, the skin moisture in the following example was around **32%**. After treatment with the device in combination with a cosmetic product, the humidity increased to **65%**.








MODE BUTTON SCHEME

With the MODE button you can freely change the preset programs automatically. The CLEAN mode starts immediately after the unit is turned on. Other functions can be started using the MODE button according to the following diagram:

MODE	CLEAN	MOISTURE	EMS	LED	COOL
TECHNOLOGIES	Radiofrequency Ionization+ Vibration	Radiofrequency Ionization- Vibration	Radiofrequency EMS	Radiofrequency Red light	Radiofrequency Blue light
DISPLAY	LEVEL   CLEAN	LEVEL   MOISTURE	LEVEL   EMS UP	LEVEL   RF LED	LEVEL   COOL

INTENSITY SETTING SCHEME

Use the **LEVEL** button to adjust the intensity of skin treatment. Skin treatment intensity can be adjusted in **CLEAN**, **MOISTURE**, **EMS UP** mode. The currently set value is displayed at the top of the display. The default intensity is level 1. There are a total of 5 melting levels.

level 1	level 2	level 3	level 4	level 5
				

Note: The recommendation for an ideal intensity value setting is very subjective and cannot be accurately determined. The offer of multiple levels of intensity of skin treatment is due to different subcutaneous fat layer of individual users. With a thicker fat layer, more power is needed to make skin treatment as effective as possible. Always start at level 1 and add gradually as you feel.

DESCRIPTION OF THE AUTOMATIC PROGRAMS

CLEAN MODE (cleaning skin)

LEVEL 



CLEAN

Skin cleansing

- Radiofrequency
- Galvanic current
- Vibration massage

Warming of subcutaneous tissue.
Relaxing skin tension.

- Galvanic current
- Vibration massage

A positive current attracts negatively charged dirt.

MOISTURE MODE (skin hydratation)

LEVEL 



MOISTURE

Skin hydration

- Radiofrequency
- Galvanic current
- Vibration massage

Warming of subcutaneous tissue.
Relaxing skin tension.

- Galvanic current
- Vibration massage

Negative galvanic charge penetrates the active substances deep into the skin.

EMS UP MODE (EMS lifting)

LEVEL 



EMS UP

EMS lifting

- EMS micropulse
- Radiofrequency

Warming of subcutaneous tissue.
Relaxing skin tension.

- EMS micropulse

Electric micropulsions intensively stimulate the muscles of the subcutaneous tissue.

RF LED MODE (red LED)

LEVEL 



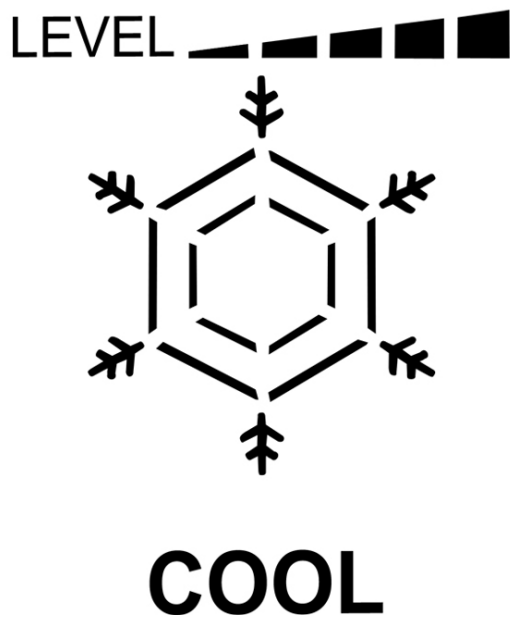
RF LED

Red LED

- Red light
- Radiofrequency

Warming of subcutaneous tissue.
Relaxing skin tension.
Collagen support.
Favorable effect on elastic fibers.

COOL MODE (soothing skin)



Soothing skin

- Thermal therapy
- Blue LED light

During the cosmetic treatment, the skin becomes easily red. The cold calms the skin and helps bring the skin color back to normal. Blue light has an antibacterial effect.

SCHEME OF USE OF AUTOMATIC PROGRAMS

Automatic programs can be combined with your favorite cosmetics. The following table is a guide to the length and frequency of treatment.

MODE	TECHNOLOGY	CLOTH	RECOMMENDATIONS COSMETIC PREPARATION	TREATMENT LENGTH	TREATMENT FREQUENCY
CLEAN	Radiofrequency Galvanic current+ Vibrations	Recommended	Cleaning cream or conductive gel	Around 3 minutes	2x or 3x weekly
MOISTURE	Radiofrequency Galvanic current- Vibrations	No need	Nourishing mask. Moisturizing or regenerating cream or serum.	Around 3 minutes	2x or 3x weekly
EMS UP	Radiofrequency EMS	Recommended	Conductive gel	Around 3 minutes	2x or 3x weekly
RED LED	Radiofrequency Red light	No need	Conductive gel	Around 3 minutes	2x or 3x weekly
COOL	Cold treatment Blue light	No need	No need	Around 3 minutes	Every day

POTENTIAL PARTS OF INSTRUMENT TREATMENT



FACE AND NECK TREATMENT METHOD



FRONT: move away from center forehead to the edge, gradually cover the entire area



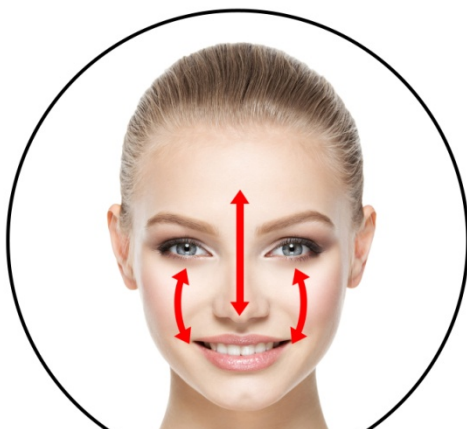
NOSE: Move from forehead around nose to face, from top to bottom



FACE: Move your face in the direction bottom-up



CHIN: Move from the tip of the chin to the contours of the face, from bottom to top



T zone: move from forehead to tip of nose and face, movement in both directions



Neck: move from chin to ear and then down to neck up

IMPORTANT INSTRUCTIONS FOR USING DEVICE

- BeautyRelax Multicare is a new generation device from the category of cosmetic devices designed for non-invasive skin treatment. This means that none of the parts of the applicator will physically penetrate under the skin.
- Non-invasive operation is a prerequisite for the user to use the device in a home environment. The use of the device does not require the supervision of a trained healthcare professional or cosmetic aesthetics.
- BeautyRelax Multicare is certified and complies with all standards imposed on a similar type of device.
- The treatment should always be combined with a clear conductive gel or other gel-based cosmetic. It can be purchased at any pharmacy or health store. It costs a few tens of crowns. Definitely the cheapest. The more expensive the better. The main purpose of applying a fine layer of gel to the skin is to increase the conductivity. Radiofrequency waves and fine electric micro-pulses gain better ability to penetrate the dermis layer, where the structure of collagen and elastic fibers is. If possible, avoid conductive gel with added flavorings or dyes. Sensitive users' skin may not respond positively.
- **If you keep the application head on your skin for too long in a matter of seconds and have the highest level of treatment (radiofrequency, electropulses) set, the device is powerful enough to cause unpleasant injury to your skin. Therefore, please approach the treatment with the utmost care and gentleness. If the device is not powerful enough, the desired results cannot be achieved.**
- Try to avoid areas with very thin and sensitive skin, if possible. If there is a smaller layer of subcutaneous fat, work with lower performance values or avoid this part of the skin completely.
- **You can move the application head on the skin in different ways. Short strokes or short spot treatment - so-called stamping. The advantage of stamping is the direct targeting of a specific part of the skin (eg fan-shaped or tufted wrinkles). Keeping the head in contact with the skin for too long (radiofrequency) will accumulate energy that will raise the temperature of the applicator. Therefore, allow a time delay of a few seconds before applying it to the skin. Increasing the applicator temperature is not a malfunction of the device, but a concomitant effect of radiofrequency waves for a longer period of time. Start with a short "tap" on the skin and gradually increase the length.**
- Always clean the application head carefully after each treatment. It is ideal to use clear alcohol for disinfection. Dry the applicator thoroughly in the final phase. Moisture can oxidize the applicator contacts. This will greatly increase the life of the application head.
- No eye protection is required when using red or blue light. However, it is strongly recommended not to look directly into the light source when in use. Doing so repeatedly and for a long time could damage your eyes.
- Should you have any questions or concerns, please contact us at any time:
- Tel: (+420) 737 196 160 Email: mh@santadria.cz



FREQUENTLY ASKED QUESTIONS AND ANSWERS

salons and home appliances?

The main reason is the different frequency of use. Devices in beauty salons must be able to work continuously from morning to evening. This puts increased demands on the materials used and the overall technology concept (larger power supplies, more cooling, etc.) The performance of cosmetic devices for home use is designed to meet the user's announced benefits. Higher frequency of use = more expensive production costs.

What is the purpose of cleaning / disinfecting the application head?

After treatment, microscopic skin particles may adhere to the application head. Cleaning will prevent them from penetrating into the device and ensure hygiene.

How often can I use the device?

The number of repetitions is very individual. It depends on the age and condition of the skin. Ideal is once a maximum of twice a week. The skin and especially the dermis area need time for an autonomous regeneration process. The equation is definitely not true - the more often, the better achievable results. Likewise, the higher the power, the faster and better the result. Each of us's skin is an organ with an individual degree of sensitivity. For some, the median value of the procedure can already be very painful, someone has no problem with the longest treatment the highest performance.

How long should an individual skin treatment last?

For each automatic program, the optimum duration is 3 minutes. Complete treatment using all programs should not take more than 15 minutes.

Are there any contraindications? (situations when the device cannot be used)

BeautyRelax Multicare is designed for all skin types without age restriction. The device should not be used if the user is suffering from a serious skin condition. See. a list of contraindications at the beginning of the manual.

Is it necessary to use some eye protection in photon light mode?

No eye protection is required when using red or blue light. However, it is strongly recommended not to look directly into the light source when in use. Doing so repeatedly and for a long time could damage your eyes.

Is the device a medical device?

Not. The device is not used for the treatment of serious skin diseases. The device does NOT treat: actinic keratosis, basalomas, melanomas, spinalioma, atopic eczema, contact eczema, solar dermatitis psoriasis.

What to do if the battery loses capacity after a long time?

If the battery capacity decreases significantly over time, please do not hesitate to contact us at: mh@santadria.cz We will send you information on how to replace the battery.

Does the device have any certification?

Device for standard European certification. It complies with all standards that apply to devices of this type. The declaration of conformity is included in the product documentation in the box.

Where is the device manufactured?

We have the device manufactured in China according to our requirements and specifications. We guarantee standard warranty and post-warranty service.

Can the device be used by more than one person?

We do not recommend it primarily. However, if they are family members and the cleaning and disinfection process of the application head is followed after each treatment, the other person can use the device.

What cosmetics to combine during BeautyRelax Multicare treatment?

You can use any of your favorite creams and sera. Always ensure that the head is thoroughly dried after skin treatment.

What body parts can be treated with the device?

The device is designed to treat the face and neck area.

BATTERY CHARGING

The device has a built-in rechargeable battery. When the CHARGE lamp lights up during use, the device needs to be charged.

How to charge:

1. Use the supplied AC adapter to charge.
2. The battery icon flashes while charging.
3. When the battery is charged, the battery icon stops blinking.
4. Charging takes approximately 1 hour (depending on battery power remaining).
5. You cannot use device while the AC adapter is connected.

CLEANING AND MAINTENANCE

Always make sure that the application head is cleaned after treatment. Do not use aggressive cleaning agents. We recommend the use of special disinfectant sprays, which are commonly used, for example, in health care or beauty salons to clean instruments. Classic pure alcohol is sufficient. NEVER allow moisture to penetrate directly inside the unit. It is advisable to remove the application head from the machine before cleaning. A cotton swab or dry cloth is ideal for cleaning. There must be no gel, cosmetic cream or serum residue left on the applicator before reuse. Finally, always check that the application head is completely dry. Under no circumstances should you use sharp objects that could damage the surface of the head during maintenance. This may damage the contact surface of the head.

DISPOSAL OF USED ELECTRICAL EQUIPMENT



This symbol on the products or accompanying documents means that used electrical and electronic products must not be disposed of with normal household waste. For proper disposal, recovery and recycling, take these products to designated collection points. Alternatively, in some European Union countries or other European countries, you may return your products to your local retailer when buying an equivalent new product. The correct disposal of this product will help save valuable natural resources and help prevent potential negative consequences for the environment and human health, which could be caused by inappropriate waste disposal. Contact your local authority or nearest collection point for more details. This symbol is valid in the European Union. To dispose of this product, request the local authorities or your retailer about the correct disposal method.

CERTIFICATION



The product is approved for use in the European Union and is CE marked. The declaration of conformity and all documentation are available from the importer.

IMPORTER

SANTADRIA s.r.o., Mojmírovo nám. 75/2 Brno, 612 00
Company ID: 29195454 | VAT number: CZ29195454

If you have any questions about the product, please feel free to contact us:
Email: mh@santadria.cz

We reserve the right to make technical errors without notice.

ES DECLARATION OF CONFORMITY

The undersigned, representing the company

SANTADRIA s.r.o.

Mojmírovo nám. 75/2, Brno 612 00, company ID: 29195454

hereby declares, from the position of importer to EU countries, that the product named
below with the trade name

Cosmetic face device BeautyRelax Multicare iLift

launched under the model number: **BR-1370**

EAN: **8594166116764**

offers under the **BeautyRelax** family of products

complies with the following European standards:

EN 55014-1: 2017

EN 55014-2: 2015

Details are noted in test report number: LCS181122009CE001

To comply with these guidelines, the product has been CE marked.

The product also complies with RoHS Directive 2002/95 / EC (RoHS). All materials are harmless to health. They contain no heavy metals such as cadmium and other toxic substances.

For safe use it is necessary to strictly follow the instructions in the operating instructions included in the package.



Martin Hrbek, director

Place of issue: Brno Day: 1.8.2019