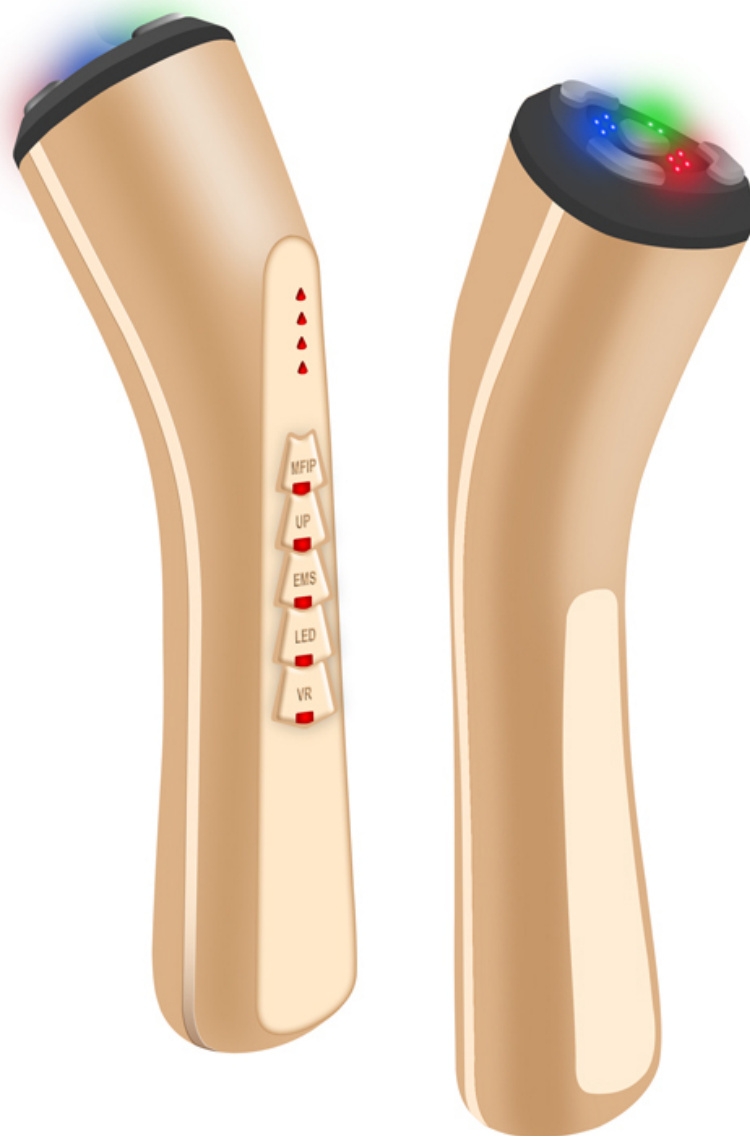


# USER MANUAL

Cosmetic device for wrinkles  
**BeautyRelax BR-2530**

## RFLIFT PREMIUM





## CONTENT:

IMPORTANT SAFETY NOTICES	4
NOTICE	5
USING SONOGEL	5
PURPOSE OF USE	6
CONTRAINDICATIONS	7
TECHNICAL PARAMETERS	8
PACKAGING CONTENT	8
MAIN ADVANTAGES	9
DEVICE FEATURES	10
INTRODUCTION OF THE DEVICE TECHNOLOGY	11
RADIOFREQUENCY	12
EMS	12
MICROCURRENT	12
VIBRATIONS	12
PHOTON THERAPY	13
DEVICE DESCRIPTION	14
DESCRIPTION OF THE APPLICATION HEAD	15
HOW TO USE	16
NOTES ON THE USE OF THE DEVICE	18
POSSIBLE AREAS OF TREATMENT	20
METHOD OF TREATMENT OF THE FACE AND NECK	21
FREQUENTLY ASKED QUESTIONS AND ANSWERS	22
BATTERY CHARGING	24
CLEANING AND MAINTENANCE	24
A FEW SENTENCES IN CONCLUSION	25
DISPOSAL OF USED ELECTRICAL EQUIPMENT	26
CERTIFICATION	26
IMPORTER	26
ES DECLARATION OF CONFORMITY	27

## IMPORTANT SAFETY NOTICES

- BeautyRelax RFlift Premium is a device from the category of cosmetic devices that are designed for non-invasive skin treatment. This means that no part of the application head physically penetrates below the top layer of the skin. The device is not a medical device.
- Non-invasive use is a prerequisite for the use of the device in home conditions by the average user. Operation of the device does not require the supervision of an erudite trained medical or cosmetic aesthetics professional.
- The BeautyRelax RFlift Premium is certified and meets all European standards for this type of device. The safety of all electronic components is ensured.
- The treatment is always associated with a clear conductive sonogel. It can be purchased at any pharmacy or medical supply store. It costs a few tens of crowns. Definitely the cheapest one is enough. The more expensive the better. The main purpose of applying a fine layer of gel to the skin is to increase conductivity. Radiofrequency waves, microcurrent and EMS electrical pulses get a better ability to penetrate the dermis layer, where the structure of collagen and elastic fibers.
- Always proceed by holding the application head on the skin for a maximum of a few seconds (stamping). Always start the skin treatment at the lowest intensity level. Always increase the intensity according to your feeling. Skin treatments should never be unbearably painful. Try to adjust the length of contact between the applicator and the skin accordingly. Only gentle tingling to light pinching is acceptable. Each part of the face should not be treated more than three times in the same place in one application.
- If you hold the applicator head on your skin for too long and also have the highest treatment level set, the device is powerful enough to injure your skin unpleasantly. **Therefore, please approach the treatment with the utmost care and gentleness.**
- The number of repetitions is very individual. It depends on the age and condition of the skin. The ideal is once or twice a week at most. The skin and especially the dermis layer needs time for an autonomous regeneration process. The more frequent the use, the better the achievable results. Neither does it apply - the greater the performance, the faster and better the result. Everyone's skin is an organ with an individual degree of sensitivity. For some, a medium level of power may already be significantly painful, while others have no problem with the highest power for longer treatments.
- Always clean the application head thoroughly after each treatment. The use of clear alcohol for disinfection is ideal. Dry the applicator thoroughly at the last stage. Moisture can cause oxidation of the contact applicators and deterioration of the device. This will significantly increase the lifetime of the device. If you do not know what to do, do not hesitate to contact us. Phone: 737196160 or email: [mh@santadria.cz](mailto:mh@santadria.cz) BeautyRelax brand consultant Martin Hrbek is available to answer any questions or concerns you may have. We wish you every success in your quest for healthier and more beautiful skin.  
BeautyRelax.cz team



## NOTICE

- Read this manual before first use, review all illustrations and keep the manual for future reference.
- If your skin is affected by a serious skin condition, do not use the device. **If you are unsure whether your medical condition is consistent with the conditions for use of the device, consult your general practitioner for suitability.**
- If more than one person uses the device, special attention should be paid to hygiene. The applicator head should be thoroughly disinfected after each use, especially if more than one person is using the device.
- If the device is damaged, does not work properly or has fallen into the water, never put it into operation.
- If the unit is broken, do not touch the internal parts to avoid electric shock.
- If the device falls to the ground, it may be damaged. In this case, do not continue to use the device and contact the dealer's service department.
- Do not use the device near water or in places with increased humidity (bath, shower, swimming pool, etc.).
- The device is not washable. It must not be immersed in water or under a stream of running water.
- Do not leave the device unattended. Always switch off the appliance thoroughly after each use.
- If the device has been moved from a very cold to a very warm environment, wait at least 3 hours before using it.
- The appliance is not intended for use by children or persons whose physical or mental condition does not permit the safe use of the appliance.
- Do not place or use the device on hot heat sources (radiator, stove, fire, etc.)
- Do not attempt to disassemble or repair the device yourself.
- Store the device in a dry environment. Try to keep it protected from dust.
- Do not cover the device in any way during use. It could overheat!
- Do not expose the device to direct sunlight.
- **The distributor is not liable for damages caused by improper use contrary to the instructions in this manual. It is not liable for consequences caused by failure to observe safety warnings.**
- **The distributor is not liable for any damage to health or property caused by other uses.**

## USING SONOGEL

The use is always associated with a clear conductive gel. The contact gel, called SONOGEL, can be purchased at any medical supply store (can also be purchased at a pharmacy). Ideally without added substances. The brand does not matter. The gel is very important for the use of the device. It forms a necessary bonding layer between the applicator and the skin. It is water-based. It cannot harm the applicator head. The use of contact gel is essential. This allows the technology of the device to bond better to the skin.



Dear customer, thank you for your trust in purchasing our product. Please read all the detailed information in the instruction manual carefully before using it for the first time. Please pay particular attention to the safety warnings. Please use the device exactly as instructed. All of these steps will help to maximize the use of all functions of the device. In this manual we will try to give you the best possible idea of the technology used and how to use the device to best advantage.

If you encounter any uncertainties while reading the instructions, please do not hesitate to contact us at the following email address: mh@santadria.cz

**Keep the instructions for use carefully for later reference.**

## **PURPOSE OF USE**

**BeautyRelax Rlift Premium** is a professional wrinkle treatment device that targets mature and tired skin with wrinkles on the face, neck and décolleté. 5 advanced technologies - radiofrequency, microcurrent, EMS pulses, photon light (blue, red, green) and vibration. Direct targeting of collagen and elastic fibre remodelling. Designed for all skin types without restrictions. **The BeautyRelax Rlift Premium** is a cutting-edge beauty device you can rely on 100% in your journey to improve your skin's condition.



## CONTRAINDICATIONS

The device **must not be** used by persons affected by any of the following conditions:

- Cancer, epilepsy, viral diseases
- In a state of high fever
- Serious kidney or liver disease
- Heart disease, pacemaker, hypertension
- Metal implants in the body (restrictions apply only at the point of use of the device)
- Vascular disorders or arteosclerosis
- Acneiform keratosis, basalionas, melanomas, spinalionas, atopic eczema, contact eczema, solar dermatitis, psoriasis
- Persons taking anti-clotting medication
- Persons who require constant supervision may use the device only after consulting a physician
- Never move the device on the eyelids, temple area or in close proximity to the thyroid gland



## TECHNICAL PARAMETERS

- Automatic programs: MFIP, UP, EMS, LED, VR
- Technology: radio frequency, microcurrent, EMS pulses, photon light (blue, red, green), vibration
- Radio frequency: 1Mhz
- Wavelength of blue light: 465nm
- Wavelength of red light: 625nm
- Wavelength of green light: 525nm
- Power supply: rechargeable Li-ion battery
- Battery capacity: 1450mAh
- Charging: USB cable with 220V adapter (included)
- Dimensions: 18,5×4,5×5,5cm
- Weight: 148g



## PACKAGING CONTENT

- 1x BeautyRelax BR-2530 cosmetic device
- 1x USB cable
- 1x Power adapter 220V
- 1x Protective bag
- 1x User manual





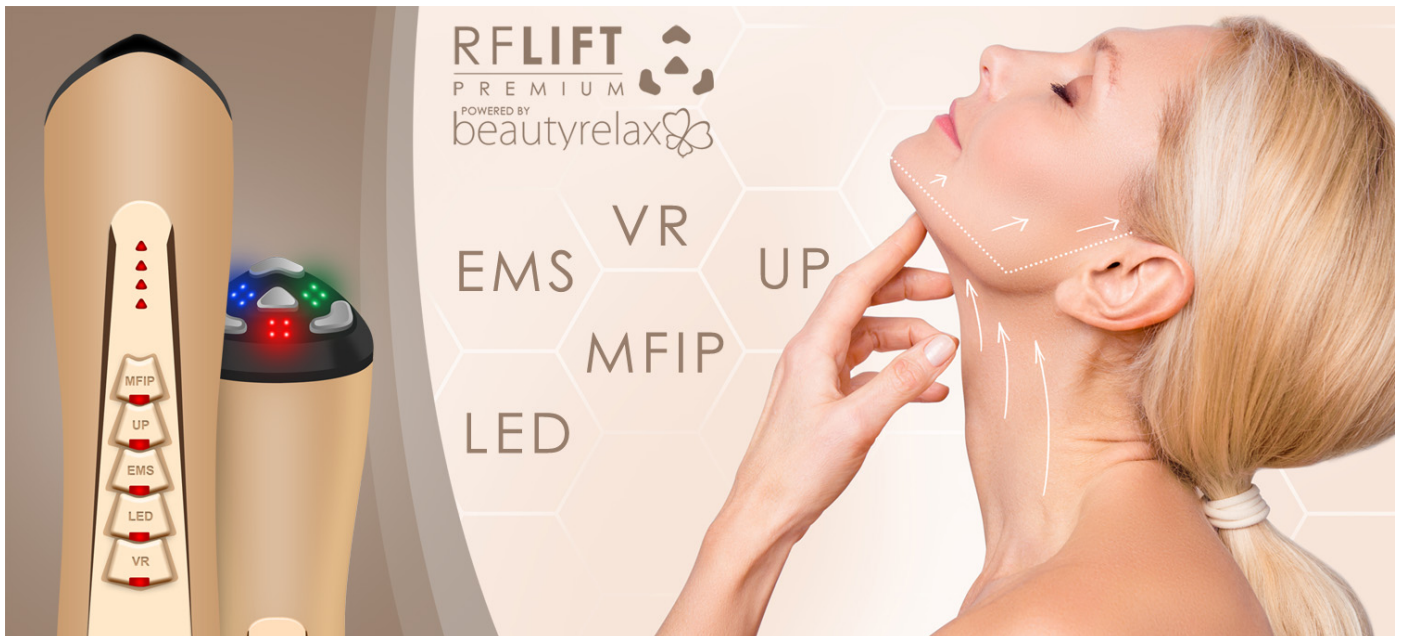
## MAIN ADVANTAGES

- Direct targeting of collagen and elastic fibre remodelling
- A truly effective solution for mature and tired skin
- Softening of deep and fine facial wrinkles
- Increase skin elasticity
- Non-invasive skin rejuvenation effects achievable with regular use
- Optimised performance for maximum effect while maintaining skin-friendliness
- Achievable lifting effect
- Smoothing of scars and uneven skin
- Accentuation of characteristic facial contours
- The application does not burden the organism in any way
- The treatment itself takes just a few minutes
- Non-invasive lifting at the same level as in an aesthetic studio
- Helps achieve a rejuvenated and radiant appearance



## DEVICE FEATURES

- Application head with 4 contact surfaces
- The contact surfaces are specially shaped and optimally sized to treat all facial folds
- Wireless use (powered by rechargeable battery)
- Non-invasive treatment (the device does not penetrate directly through the skin)
- Completely safe to use, following safety recommendations
- Non-invasive treatment (no part of the applicator penetrates the skin)
- Designed for all skin types without restrictions
- Repeatable treatment in the comfort of your home
- Designed for face, neck and décolleté
- Treatment without any discomfort
- The high utility value of the device offers only modern technology for treatment
- Quality workmanship of all components of the device
- 4 stainless steel contact surfaces
- Long service life
- Sufficient performance of all offered functions
- Possibility of individual adjustment of the intensity level
- Certified device



## INTRODUCTION OF THE DEVICE

### TECHNOLOGY

The **BeautyRelax RFlift Premium** is a high-end beauty device that will effectively care for your skin at a professional level! The multi-functional application head combines several advanced technologies to help combat the signs of aging. **BeautyRelax RFlift Premium** offers the effects of radiofrequency waves, microcurrent, EMS pulses and photon light. You can target wrinkle reduction and increase skin elasticity.

The infographic features five numbered icons representing different technologies: 1. Radiofrequency (RF Hz), 2. EMS Pulses, 3. Micro Current, 4. Photon Light, and 5. Vibrations. To the right is a close-up of a woman's face with a white grid overlay. Below the icons is a detailed view of the device's application head, which has a control panel with buttons labeled MFIP, UP, EMS, and LED. The device is shown emitting light from its tip.

**RFLIFT**  
PREMIUM  
POWERED BY  
beautyrelax

**5** HIGH EFFICIENCY  
TECHNOLOGIES  
SKIN TREATMENT

## RADIOFREQUENCY

**BeautyRelax RFlift Premium** uses advanced radiofrequency wave technology. Contact surfaces located on the application head deliver radiofrequency energy to the subcutaneous layer with optimally selected power and frequency. You can control the amount of radiofrequency energy yourself according to the type of area to be treated. The average duration of use depends on the size of the area to be treated. The device itself is easy and intuitive to use. It takes the form of "stamping" the face or quicker short movements. The contact surfaces on the application head are specially shaped. This allows you to treat the entire facial area without leaving any gaps.



## EMS

The contact surfaces of the application head generate EMS pulses. The electrical pulses directly target the structure of the muscle fibres. Conventional electrostimulators work in the same way, stimulating muscles in selected parts of the body via gel adhesive electrodes. The electrical pulses of the cosmetic device penetrate through the upper part of the skin directly to the facial muscles. In the facial area, you will achieve an improvement in skin texture, skin tone and an increase in elasticity. The skin has a rejuvenated and radiant appearance. You will enhance the contours of the face.




## MICROCURRENT

Information about the use of electricity may cause you to feel fear or mixed feelings. **Do not be afraid!** In the case of electric current used by cosmetic devices, it is a highly safe method of skin treatment. The power is limited so that you cannot harm yourself in any way. Microcurrent technology is based on the same foundation as EMS pulses. These are pulses of electrical current that have a very specific frequency and power. Microcurrent works into the dermis layer to support the elastic fibers. In contrast, EMS pulses have power and frequency chosen to penetrate deeper to the facial muscles.



## VIBRATIONS

The proper functioning of the lymphatic system applies not only to the body's limbs, but also to our face. If our lymph and blood circulation are in order, the removal of impurities from the blood is multiply improved. Improved blood circulation = stimulation of the lymphatic system = better removal of impurities and pollutants from the body = beautiful and healthy skin. A simple equation that applies not only to the face, but to our entire body. Gentle vibration massage is technologically one of the simplest, yet very effective skin treatment techniques.



## **PHOTON THERAPY**

Light is simply the visible part of electromagnetic radiation of different frequencies. It reaches various wavelengths in the interval 390 to 760nm (nanometres). The human eye is capable of perceiving light with wavelengths in the range of 400 to 800nm. In photon therapy, light enters the body as a stream of energy in the form of photons. It is scientifically proven that different wavelengths of light result in specific skin care effects. Studies have verified real positive therapeutic benefits for living tissues and organisms at the cellular level.



Inflammatory diseases can occur as a result of illness, injury or stress. Light therapy stimulates the healing power of cells in a natural way. Light can enter the interior of the cell non-invasively and painlessly. Light activates photoreceptors in the cells. Photon therapy causes no side effects or damage to the body. Thanks to its positive effects, it has gained popularity not only in the field of dermatology, but also in the segment of cosmetic skin treatment.

## **REAL POSITIVE BENEFITS FOR LIVING TISSUES AND ORGANISMS AT THE CELLULAR LEVEL**

- Photon light can enter the interior of the cell non-invasively and painlessly.
- Light activates photoreceptors in cells.
- Light therapy stimulates the healing power of cells in a natural way.
- Photon therapy does not cause any side effects or damage to the body.
- It addresses inflammatory diseases due to illness, injury or stress.

### ***RED LIGHT (625nm wavelength)***

- Supports the natural production of collagen.
- Increase the efficiency of absorption of active ingredients in cosmetic products.
- Improving blood circulation in the subcutaneous tissue.
- It prevents the formation of pigment.

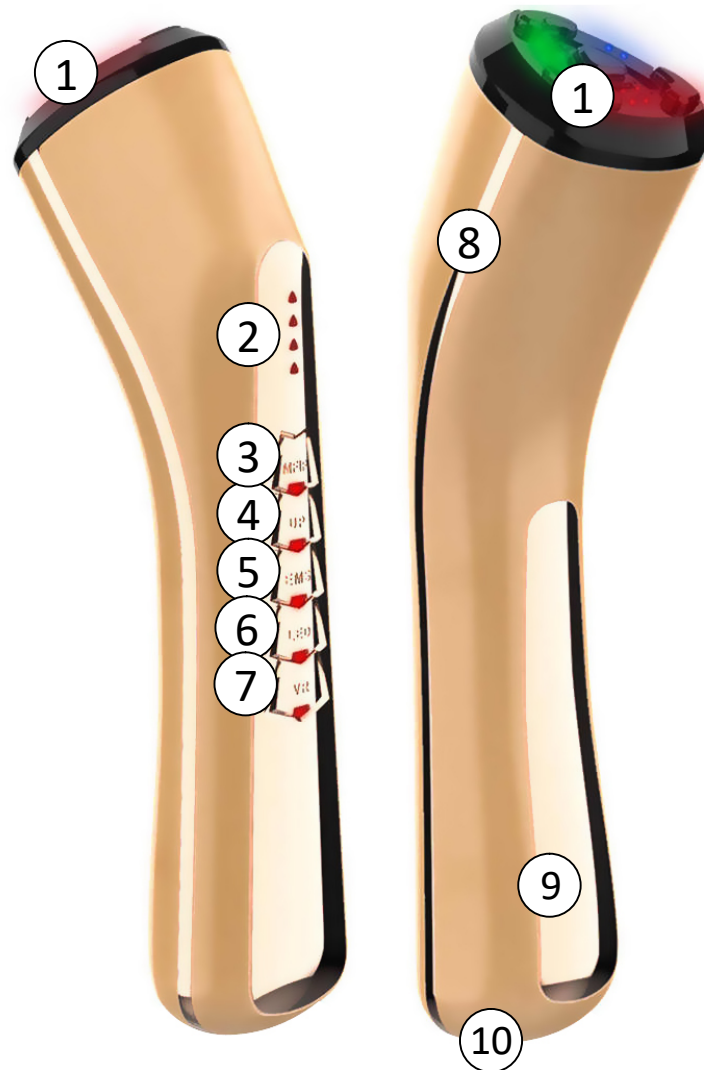
### ***BLUE LIGHT (wavelength 465nm)***

- Activates porphyrins (starts a chemical reaction that kills harmful bacteria).
- Antibacterial and anti-inflammatory effect.
- Prevention of acne formation.
- Safe and effective treatment.

### ***GREEN LIGHT (wavelength 525nm)***

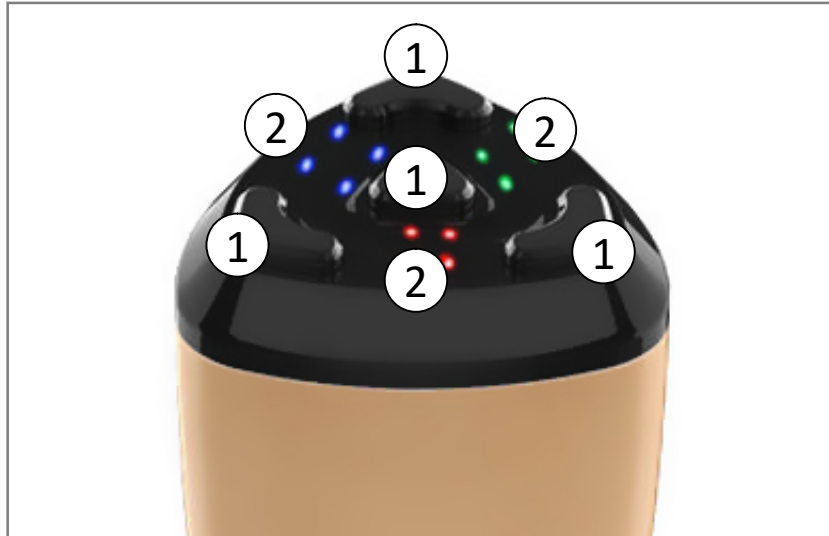
- Contributes to the elimination of epidermal pigment spots.
- It slows down melanin production by 40 to 60%.
- Balances the colour tone of the skin.
- Anti-inflammatory effect.
- Suitable for all skin types.

## DEVICE DESCRIPTION



1. Application head
2. Light **intensity level** indication
3. **MFIP** button
4. **UP** button
5. **EMS** program button
6. **LED** program button
7. **VR** program button
8. Decorative strips on the sides
9. Decorative belt
10. Input for charging cable

## DESCRIPTION OF THE APPLICATION HEAD



1. Contact surfaces for radio frequency, microcurrent, EMS pulse and vibration transmission
2. Photon therapy lights

## HOW TO USE

- 1.** Skin should be thoroughly washed and dried before each use. It is ideal to time your treatment after bathing. The pores are open after a hot bath. The skin is softer.
- 2.** Apply a thin layer of clear application gel to the area to be treated. The application gel, called SONOGEL, can be purchased at any medical supply store (it can also be purchased at a pharmacy). The gel is very important for the use of the device. It forms a necessary bonding layer between the applicator head and the skin. It is water-based. It cannot harm the application head. The use of the application gel is essential. A device without a binding agent between the skin and the applicator is not recommended.
- 3.** To switch on the device, long press the **MFIP** button. The "BEEP" beep will sound. The device is now in standby mode. All intensity level indicator lights pulse.
- 4.** Press the **MFIP** button. The microcurrent is activated. The set default intensity is the lowest level 1 (indicated by a single red light). All the photon therapy lights will illuminate.
- 5.** Another short repeated press of the **MFIP** button gradually increases the level of microcurrent intensity. There are a total of 4 levels (1, 2, 3, 4). Once the MFIP button is pressed at the fourth intensity level, the unit returns to the default standby mode. Any change in intensity level is accompanied by a "BEEP" beep.
- 6.** Press the **UP** button. The radio frequency and microcurrent are activated. The set default intensity is the lowest level 1 (indicated by a single red light). All photon therapy lights will illuminate.
- 7.** By pressing the **UP** button repeatedly for a short time, you gradually increase the level of radiofrequency intensity and microcurrent. There are a total of 4 levels (1, 2, 3, 4). Once the **UP** button is pressed at the fourth intensity level, the device returns to the default standby mode. Each change in intensity level is accompanied by a "BEEP" beep.
- 8.** Press the **EMS** button. EMS pulses will be activated. The set default intensity is the lowest level 1 (indicated by a single red light). All the photon therapy lights are lit.
- 9.** Another short repeated press of the EMS button gradually increases the intensity level of the EMS pulses. A total of 4 levels are available (1, 2, 3, 4). Once the EMS button is pressed at the fourth intensity level, the unit returns to the default standby mode. Each change in intensity level is accompanied by a "BEEP" beep.
- 10.** You can also add the **VR** function during the operation of any of the **MFIP**, **UP**, **EMS**, **LED** programs. The application head will start the vibration massage. The vibration massage has



one intensity level. The vibration massage is accompanied by an acoustic signal. It only serves as a confirmation of the vibration massage.

- 11.** Treat a selected part of the face, neck or décolleté one by one. Always proceed by holding the application head on the skin for a few seconds (stamping). You can also choose short or long strokes. Always start at the lowest setting of 1. The skin treatment should never be unbearably painful. Try to adjust the length of contact between the applicator and the skin accordingly. Only gentle tingling to light pinching is acceptable. The perception of the application of mild heat is also normal. The radiofrequency should not burn you.
- 12.** Using the **LED** button, you can adjust the mode of action of the photon therapy lights during the operation of any program. The LED light sequence is as follows: **(1)** all colours continuous light **(2)** red light **(3)** blue light **(4)** green light **(5)** all colours pulsed light.
- 13.** Each program runs for 10 minutes. After this time, the device will automatically switch off. If you wish to continue with the skin treatment, switch the device on again and select a specific program.
- 14.** Long press the **MFIP** button to switch off the device at any time.
- 15.** After you have finished using the device, wipe the sonogel off your skin. If necessary, use a cream or spray to moisturize your skin. Your skin will regenerate while you sleep. Hydration will contribute significantly to faster skin recovery.



## NOTES ON THE USE OF THE DEVICE

- 1.** If you decide to treat a larger part of your face, neck or décolleté with the device, we recommend applying the sonogel in stages. Although the contact gel has excellent moisturizing properties, it may gradually dry out after some time.
- 2.** The MFIP, UP and EMS program always work independently. They cannot be combined.
- 3.** Photon light therapy works in parallel with MFIP, UP or EMS programs.
- 4.** The VR program can work independently or in parallel with all other programs.
- 5.** The application head is divided into 4 stainless steel contact surfaces. The **BeautyRelax BR-2530 RFLIFT PREMIUM** has a unique arrangement of these contact surfaces. Thanks to this, you can easily treat even very hard-to-reach areas, especially in the facial area. When using, try to make sure that ideally all 4 contact surfaces are in contact with the skin. If you fail to do this, nothing happens. Treat the skin with only those contact surfaces that the shape of your face allows.
- 6.** No goggles are required when the photon lights are active. The treatment of the skin in the eye area is also no problem. Nevertheless, we would recommend that you avoid direct and prolonged looking into the light source. Your eyesight will not be permanently damaged in any way, but viewing the light source for extended periods of time is not comfortable for your eyes.
- 7.** You can gradually combine the individual program during one skin treatment. Use more of the programs that match the goals you want to achieve with the device. Refer to the description of the meaning of each technology in the introduction to the operating instructions. We recommend focusing on the most problematic areas (fine lines on the forehead, crow's feet around the eyes, expression lines, contouring, neck lines, etc.).
- 8.** If you are uncomfortable with a particular technology on a particular spot on your skin, even at the lowest intensity level, reduce the amount of sonogel, shorten the contact time between the applicator and your skin, or avoid that spot altogether.
- 9. Please note:** Always keep the lowest intensity level on when first coming into contact with your skin. Apply the applicator to the part of the face where there is more subcutaneous fat. You can gradually increase the intensity. However, it always depends on your subjective

feeling. If the treatment is already uncomfortable to slightly painful, adjust back to the lowest level or discontinue the treatment.

**10. Tip:** The treated area should ideally be free of strong hairs. This will improve the movement of the application head over the skin. The radiofrequency, microcurrent and EMS pulses will have a better opportunity to penetrate the subcutaneous tissue.

**11. Recommendation:** do not expose the treated skin to hot water for at least 3 days. Try to avoid visiting a sauna for a minimum of 3 days. The skin is still recovering from the treatment and hot water (or a stay in the sauna) can irritate the skin unnecessarily. The skin heats up when using the device. If it feels too warm, take a break and let your skin cool down.



## POSSIBLE AREAS OF TREATMENT



## METHOD OF TREATMENT OF THE FACE AND NECK



**FACE:** move away from the centre forehead to the edge, gradually cover the entire



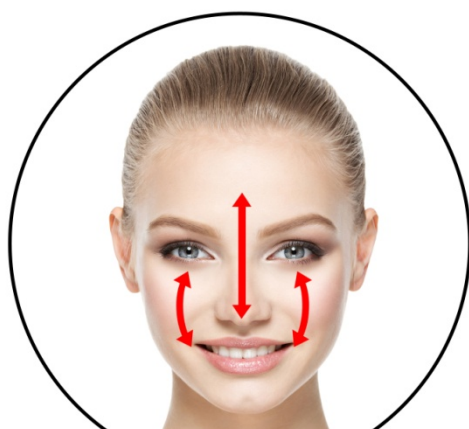
**NOSE:** move from the forehead around the nose to the cheek, from top to bottom



**FACE:** move your face in the direction of the from the bottom up



**CHIN:** move from the tip of the chin along the contours of the face, from bottom to top



**T zone:** move from forehead to tip of nose and face, movement in both directions



**Neck:** move from the chin up to the ear and then down to the neck

## **FREQUENTLY ASKED QUESTIONS AND ANSWERS**

### **How should the treatment be carried out properly in the home environment?**

Please read all the details in this manual very carefully before starting the treatment. Pay particular attention to the contraindications. If you are unsure, consult your general practitioner. Make yourself comfortable. Wear something lighter, comfortable.



### **What sensations can be perceived during the treatment?**

When the application head comes into contact with the skin, a stream of radiofrequency waves flows across the skin surface into the dermis layer. This process can be perceived as heat, which gradually graduates. The sensation of heat is not caused by "heating" the skin, but is a side effect of the radiofrequency energy. The main purpose and essence of using radiofrequency waves is to directly target the dermis layer with a specific frequency and power. The action of EMS pulses can be perceived as a tingling sensation. The action of microcurrent has a sensory experience comparable to EMS pulses. In the case of microcurrent, you feel individual electrical pulses on the skin that gradually graduate. The microcurrent pulsates more. EMS is more of a tingling sensation.

### **What is the reason for cleaning/disinfecting the application head?**

Microscopic skin particles may adhere to the application head after the treatment. Cleaning prevents them from entering the device and ensures hygiene of operation. Increased operational hygiene is particularly important if more than one person uses the device.

### **What results can I expect? How does radiofrequency affect the skin?**

The subsequent effects on the skin after radiofrequency treatment are very individual and the result depends on several factors. In general, immediately after treatment, the skin is slightly reddened. Penetration of moisture by sonogel can give a visually fresher impression. There is an immediate local increase in temperature on the skin where the application head has been stimulated. Nevertheless, the skin must be given space over a period of hours, when the collagen and elastic fibres, which are responsible for the skin's degree of elasticity, are remodelled. Non-invasive skin lifting with radiofrequency is not a definitive process. The skin needs to be continuously stimulated in this way (on average 2 to 4 times a month). When the regular skin treatment is completed, the skin gradually returns to its original state. We recommend a minimum interval of one week between treatments of the same area.

### **How long should an individual skin treatment take?**

The recommended length of an individual treatment ranges from 10 to 15 minutes. The total time should not exceed 20 minutes. We are talking here about the net contact time of the applicator with the skin.

### **What products should be applied immediately after radiofrequency skin treatment?**

The skin should be sufficiently moisturised after the treatment. We recommend using a regular moisturiser to ensure that the skin has sufficient moisture for regeneration. We would definitely avoid other possible cosmetic procedures, such as deep cleansing with diamond microdermabrasion, at least on the day of the treatment. After radiofrequency treatment, the skin is slightly irritated with

possible signs of redness. It is necessary to give the skin some time to regenerate. We would not recommend visiting the sauna on the day of the treatment.

**Can the applicator head injure the skin surface?**

It definitely is. The power range of the device is deliberately adjusted to be able to treat the entire spectrum of users with different skin sensitivities and different layers of adipose tissue. One of the main advantages of the device is its flexibility of use, focusing on the face, neck and décolleté. Adjusting the power dosage allows treatment of even very sensitive areas. On the other hand, higher power is available for larger areas where the degree of sensitivity is lower. If the device did not offer a sufficient range of power, it could not be considered an effective universal tool for skin lifting in the field of aesthetic devices. Therefore, extreme caution should be exercised when adjusting the power settings.

**What cosmetic products can be combined during BeautyRelax RFLIFT PREMIUM treatment?**

Do not use any cosmetic products before and during the use of the device (except classic contact gel). The added substances in cosmetic products could cause an adverse allergic reaction in combination with the device technology. The **BeautyRelax RFLIFT PREMIUM** offers sufficiently powerful technologies and this effect does not need to be supported by any additional cosmetic product. Only after use, it is advisable to moisturise the skin sufficiently every day.

**What parts of the body can be treated with the device?**

The device is designed for the treatment of the face, neck and possibly the décolleté.

**During the treatment, the temperature of the application head is significantly increased. How should I proceed in this case?**

If you decide to continue the skin treatment, turn off the device and let it cool down for at least 5 minutes. Then resume using the device.

**Are there any contraindications? (situations where the device cannot be used)**

The **BeautyRelax RFLIFT PREMIUM** is designed for all skin types without age limitation. The device should not be used if the user suffers from a serious skin condition. See list of contraindications in the introduction of the manual.

**Is the device a medical device?**

The device is not a medical device. It belongs to the category of massage devices. The device does not treat any skin diseases. The device offers proven technology of radiofrequency, microcurrent, EMS pulses, photon light and vibration. This combination effectively helps to improve the condition of tired and unhealthy looking skin.

**What should I do if the battery loses capacity after a long period of time?**

If the battery capacity decreases significantly over time, please do not hesitate to contact us at [mh@santadria.cz](mailto:mh@santadria.cz) We will send you information on how to replace the battery.

**Does the device have any certification?**

Device for standard European certification. It meets all the standards that are imposed on device of this type.

**Where is the device manufactured?**

We have the device manufactured in China according to our requirements and specifications. We guarantee standard warranty and post-warranty service.

**Is the device waterproof?**

It's not. No part of the device is designed to be washed under a stream of running water.

**Can more than one person use the device?**

Primarily we don't recommend it. However, if it is a family member and the process of cleaning and disinfecting the applicator head is followed after each treatment, the other person can use the device.

## **BATTERY CHARGING**

The device has a built-in rechargeable battery. The battery should be sufficiently charged for full use.

**Charging procedure:**

1. For charging, use only the charging cable with the adapter included in the package.
2. Plug one end of the cable into the power input on the bottom of the unit.
3. Connect the other end of the cable to the 220V adapter.
4. During charging, the light at the top of the device flashes.
5. Once the battery is charged, all 4 light indicators stop flashing and light continuously.

## **CLEANING AND MAINTENANCE**

Always ensure that the application head and all contact surfaces are cleaned after the treatment is completed. Do not use any aggressive cleaning agents. We recommend the use of special disinfectant sprays commonly used in e.g. healthcare or beauty salons for cleaning instruments. Normal plain rubbing alcohol will also suffice. Moisture must NEVER penetrate directly into the device. A cotton swab or dry cloth is ideal for cleaning. No gel residue must remain on the applicator before using the device again. Finally, always check that the applicator head is completely dry. Never use any sharp objects that could damage the surface of the applicator head. This could damage the contact surfaces of the applicator head.





## A FEW SENTENCES IN CONCLUSION

There are many cosmetic devices on the market that promise "miraculous" rejuvenation. The devices come in different shapes, colours and prices. Some sellers very often and gladly bundle a particular product with their cosmetic products, because without their "special" product the cosmetic device would not work. With this market situation, I am extremely happy that the strongest point of our BeautyRelax RFlift Premium is only the technology. Your expectations will be met by the RFlift Premium model with advanced effective technologies - radiofrequency, microcurrent and EMS pulses combined with photon light or vibration. The only consumable material is contact gel (sonogel), which is very affordable. So you don't have to worry about regular use of the device becoming a nightmare for your wallet. The BeautyRelax RFlift Premium model does not offer multiple skin treatment stages (such as cleansing the skin or effectively incorporating cosmetic products into the skin). Its main specialty, which is mature skin treatment, makes it one of the top in its category. I would definitely recommend the device to anyone who is a new technology enthusiast and doesn't have much faith in the effectiveness of classic creams and serums that they may know from advertising. BeautyRelax RFlift Premium has a practical ergonomic shape and is easy to work with. The workmanship of all parts is of a high standard. Whoever is interested in actively promoting an increase in skin elasticity, eliminating wrinkles and strengthening the prominent contours of the face, BeautyRelax RFlift Premium will definitely meet his expectations.



Martin Hrbek

[www.beautyrelax.cz](http://www.beautyrelax.cz)



## DISPOSAL OF USED ELECTRICAL EQUIPMENT



This symbol on products or in accompanying documents means that used electrical and electronic products must not be added to normal municipal waste. For proper disposal, refurbishment and recycling, take these products to the designated collection points. Alternatively, in some European Union or other European countries, you can return your products to your local retailer when purchasing an equivalent new product. By properly disposing of this product, you will help conserve valuable natural resources and help prevent potential negative environmental and human health impacts that could result from improper waste disposal. For further details, contact your local authority or nearest collection point. This symbol is valid in the European Union. If you wish to dispose of this product, please obtain the necessary information on the correct method of disposal from your local authorities or your dealer.

## CERTIFICATION



The product is approved for use in European Union countries and bears the CE mark. The declaration of conformity and all documentation is available from the importer.

## IMPORTER

SANTADRIA s.r.o. , Mojmírovo nám. 75/2 Brno, 612 00  
IČO: 29195454 | DIC: CZ29195454

If you have any questions about the product, please do not hesitate to contact us:  
Email: [mh@santadria.cz](mailto:mh@santadria.cz)

# ES DECLARATION OF CONFORMITY

The undersigned, representing the company

**SANTADRIA s.r.o.**

Mojmírovo nám. 75/2, Brno 612 00, ID: 29195454

hereby declares, as an importer into the EU, that the following product with the trade name

**RFLIFT PREMIUM cosmetic wrinkle device**

marketed under the model name: **BR-2530**

EAN: **8594166119406**

belonging to the **BeautyRelax** brand group of products

is in compliance with the following European standards:

**EN 55014-1:2017+A11:2020**

**EN55014-2:2015**

**The device is not a medical device.** In case of use by several persons, special care must be taken with the hygiene standards for devices of similar type.

**Based on compliance with these directives, the product has been CE marked.**

The product also complies with RoHS Directive 2002/95/EC (RoHS). All materials are health-safe. They do not contain any heavy metals such as cadmium and other toxic substances.

For safe use, it is essential to strictly follow the instructions in the instruction manual included in the package.



Martin Hrbek, Managing Director

Place of issue: Brno Day: 1.2.2022