

USER MANUAL

Head Massager **BeautyRelax BR-2797**

Headrelax Air



CONTENT:

SAFETY NOTICE	4
PURPOSE OF USE	5
MAIN ADVANTAGES	6
PRODUCT DESCRIPTION	7
DESCRIPTION OF THE CONTROLLER	8
HOW TO USE	9
CLEANING AND MAINTENANCE	16
BATTERY CHARGING	17
DISPOSAL OF USED ELECTRICAL EQUIPMENT	17
ES DECLARATION OF CONFORMITY	18

Dear customer, thank you for your trust in purchasing our product. Please read all the detailed information in the instruction manual carefully before using it for the first time. Please pay particular attention to the safety warnings. Please use the device exactly as instructed. All of these steps will help to maximize the use of all functions of the device. In this manual we will try to give you the best possible idea of the technology used and how to use the device to best advantage.

If you encounter any uncertainties while reading the instructions, please do not hesitate to contact us at the following email address: mh@santadria.cz

Keep the instructions for use carefully for later reference.

SAFETY NOTICE

- Do not attempt to disassemble or repair the unit yourself in any way
- store and use the device in a dry, closed environment
(it is forbidden to use the device in the bathroom)
- It is forbidden to use the device if you have had surgery on the cervical spine or any other part of the body for which the massage device is designed
- If you are unsure, consult your GP or physiotherapist as a last resort; the device does not require any major mechanical maintenance
- Disconnect the unit from the power adapter before cleaning the controller; clean the surface of the controller only with a clean soft cloth
- Do not use aggressive cleaning agents; the surface of the controller could be damaged; do not leave the packaging material lying around; it could become a dangerous toy for children
- Handle the product with care; do not subject it to shocks, knocks or impacts; permissible ambient temperature: 5°C to +50°C
- Damage caused by neglect of these safety warnings and instructions for use will void any claim to the warranty of the device; we shall not be liable for consequential damage caused by breach of these conditions
- We do not accept any liability for personal injury caused by improper or incorrect handling of the product; in such cases, the product warranty is void

PURPOSE OF USE

The Headrelax Air Massager is designed for pleasant head relaxation. The only device of its kind on the market. It offers an effective compressive air massage to gradually reduce headaches. A gentle but highly effective method of air compression. Relieves tension from the temples. Suppresses the uncomfortable pulsating sensation of headaches. Offers 3 automatic massage programs and 3 levels of heat application. Easy to adjust functions using the remote control. Wireless use thanks to rechargeable li-ion battery. Helps with chronic migraines. Treat your head to relaxation for mental well-being.

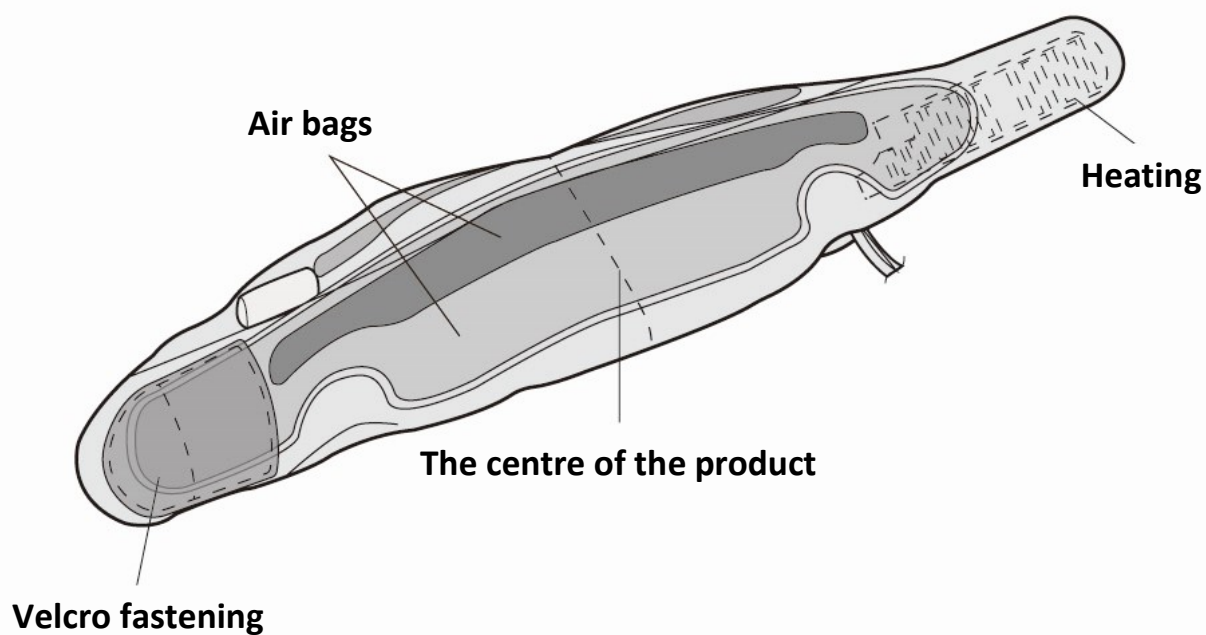
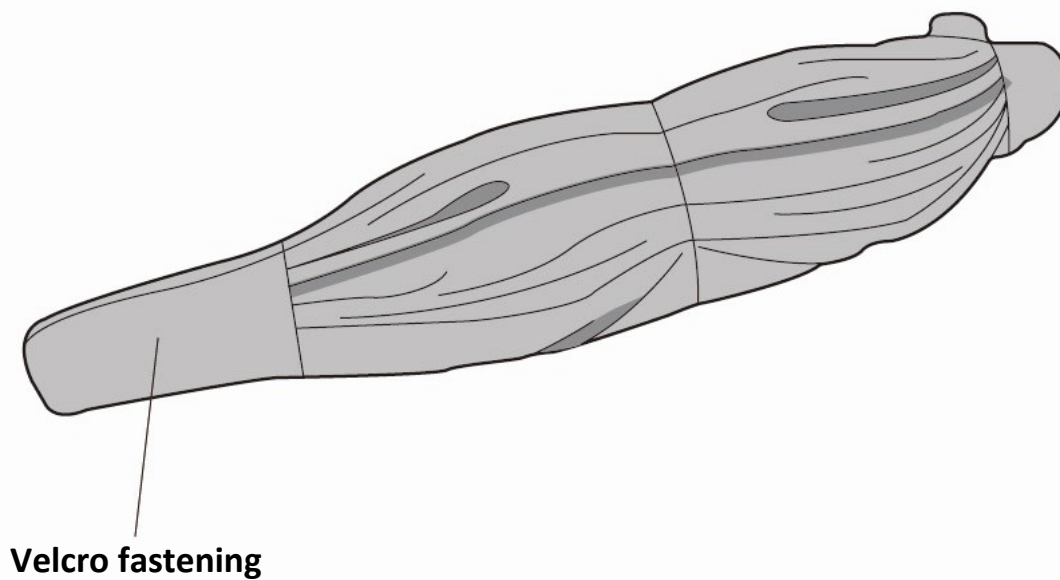


MAIN ADVANTAGES

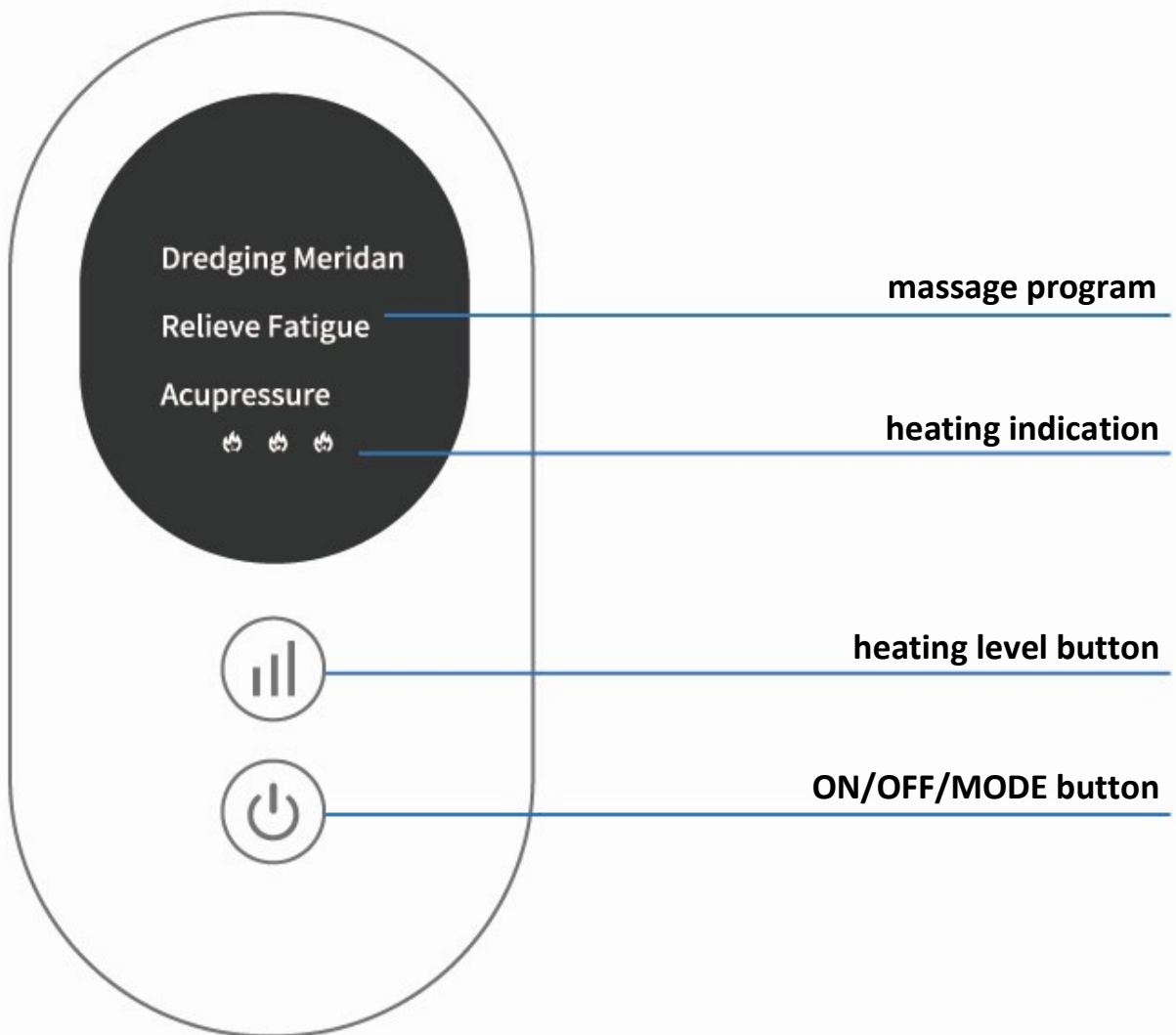
- Comfortable effective air compression massage
- Suppression of the unpleasant pulsating sensation in headaches
- Reduces headache
- Migraine relief
- 3 automatic massage programs
- Heating: 3 levels (40°C, 45°C, 50°C)
- Velcro fastening
- Adjusts to the size of each head (up to 65cm circumference)
- The cover is machine washable
- Wireless use
- Power supply: li-ion battery
- Battery capacity: 4000mAh
- Weight: 650g
- Dimensions: 75x13x2cm
- Dimensions of the controller: 5,5x1,3x3cm



PRODUCT DESCRIPTION

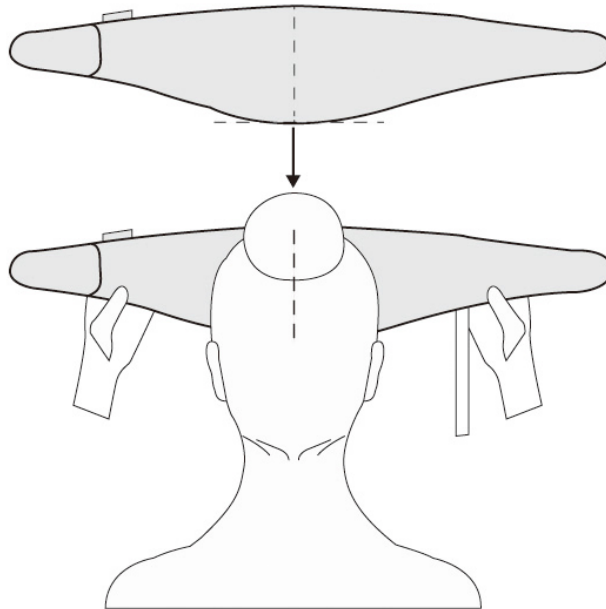


DESCRIPTION CONTROLLER

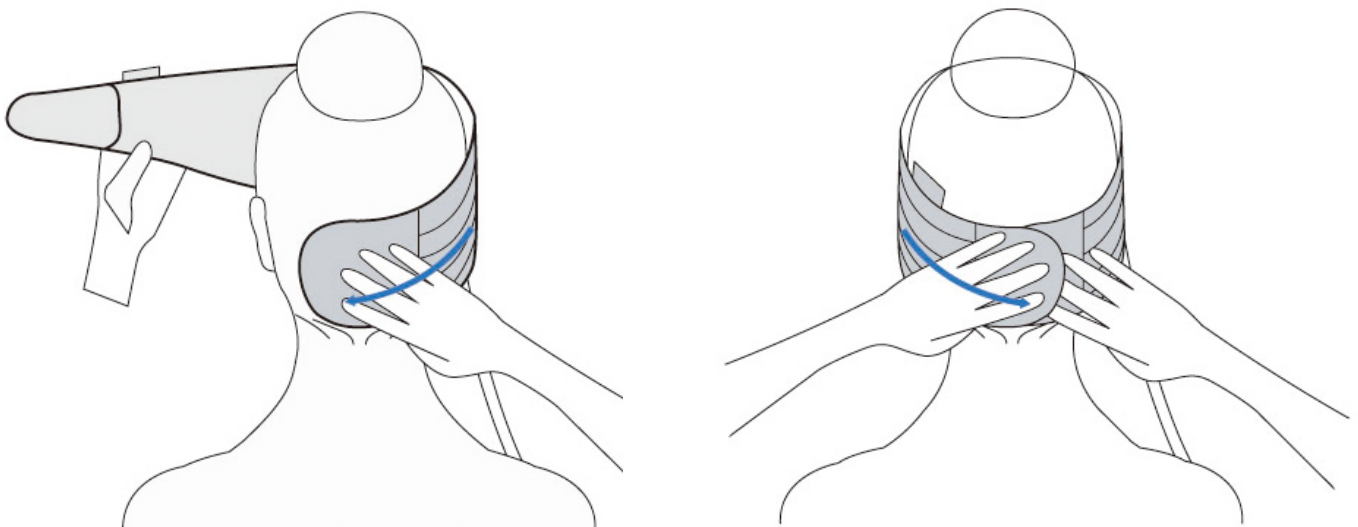


HOW TO USE

- 1.** Align the centre mark with the centre of the forehead and align the bottom edge with the position of the eyebrows.

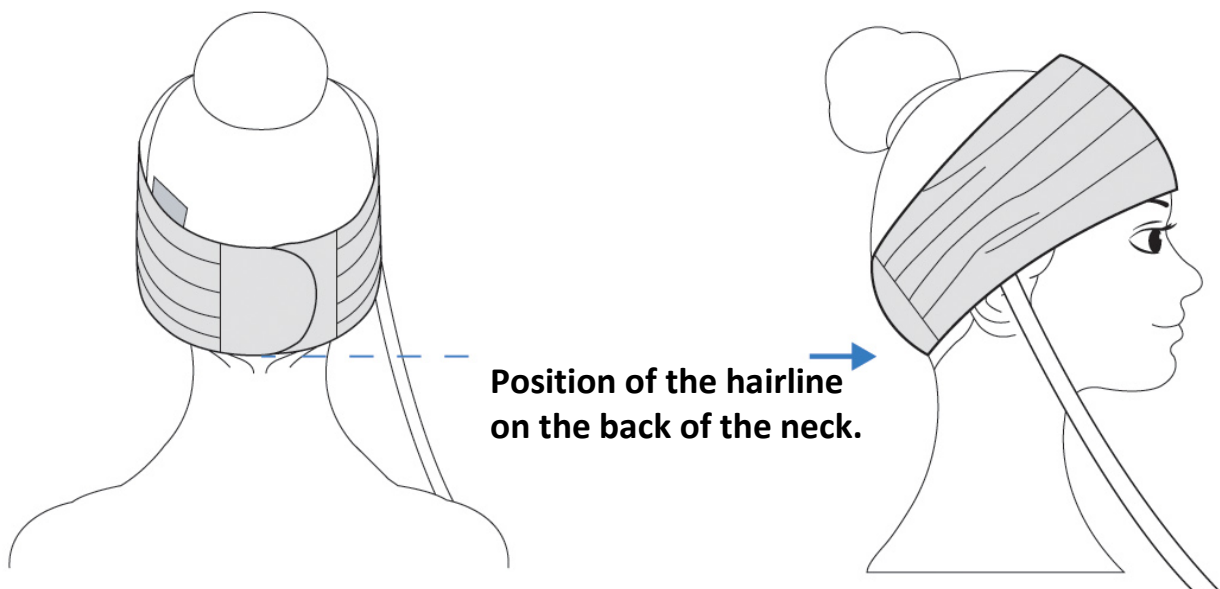
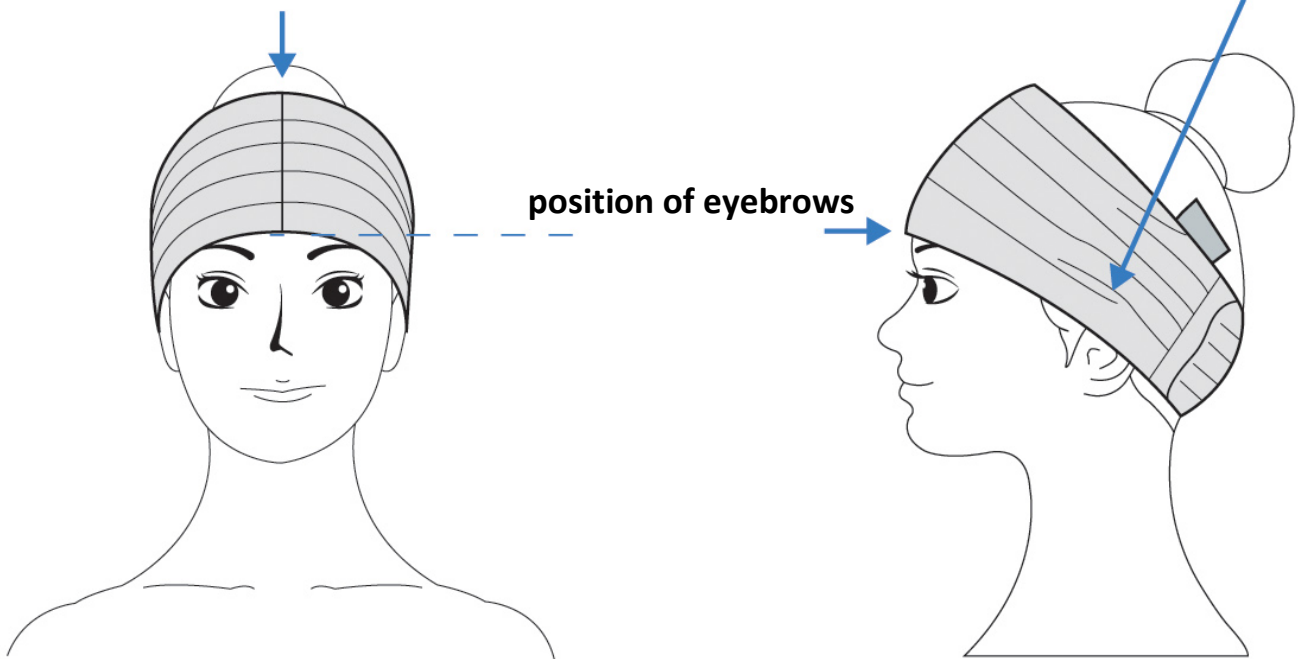


- 2.** Fasten the device to the head with the Velcro fastener.



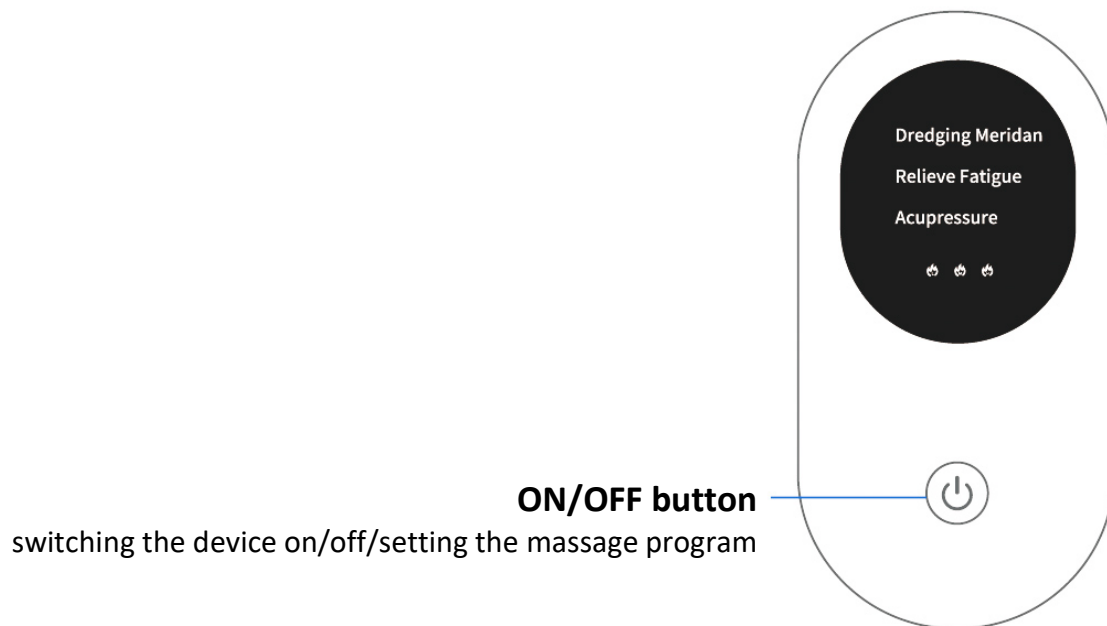
Focus on the mark in the centre of the device. The mark should be placed in the middle of the forehead.

The device may obscure partly ears.



Note: Improper wearing may result in low to no device efficiency. Tightening the device too tightly around your head can cause the device to pull your head down too much with compression massage. Turning the device on too loosely can lead to the device sagging during use and low device effectiveness. When switching the device on, take into account that the circumference of the device around the head will be reduced by the action of the air bags inflating. Adjust the apparatus with the Velcro fastening to make use as comfortable as possible.

Switch on the device by long pressing the **ON/OFF** button for at least 3 seconds.
The "**Dredging meridian**" program lights up on the display.



Use the **ON/OFF** button to set the individual massage modes. There are 3 massage programs:

MODE 1: Dredging the meridian

MODE 2: Relieve fatigue

MODE 3: Acupressure

Use the **HEAT** button to set the heating function. The following heat modes are available:

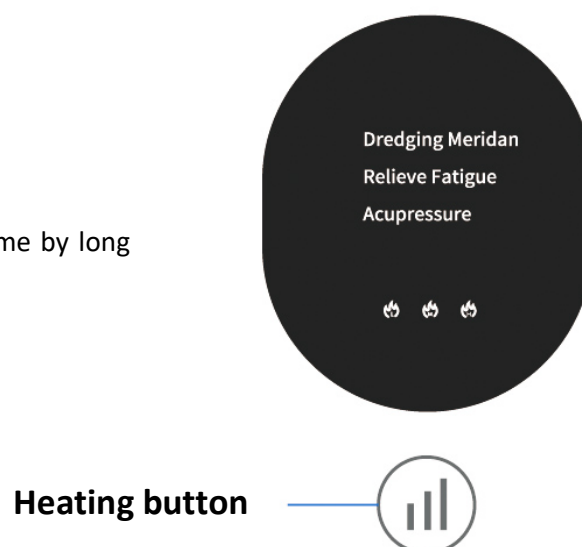
LEVEL 1: Low heat level

LEVEL 2: Medium heat level

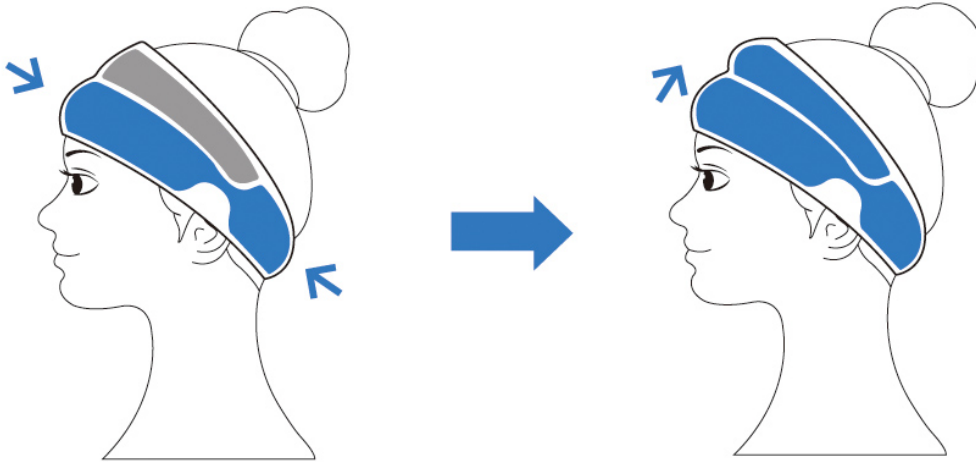
LEVEL 3: High heat level

LEVEL 4: Off

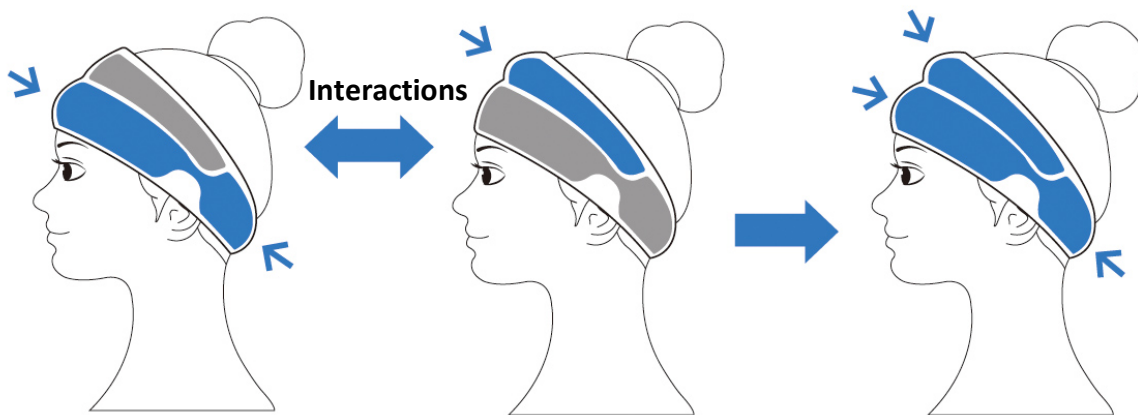
You can switch the device off at any time by long pressing the **ON/OFF** button.



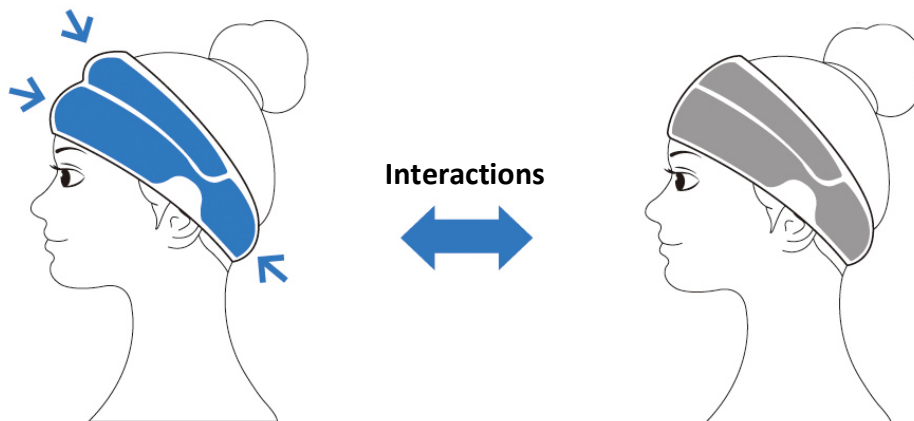
Massage program: **DREDGING MERIDIAN** - air compression massage directed from the bottom of the head upwards.



Massage program: **RELIEVE FATIGUE** - alternating compression movements of the upper and lower air bag. Experience the feeling of rhythmic massage.



Massage program: **ACUPRESSURE** - compression movements of the upper and lower air bag simultaneously. Imitates finger movements around the entire circumference of the head.





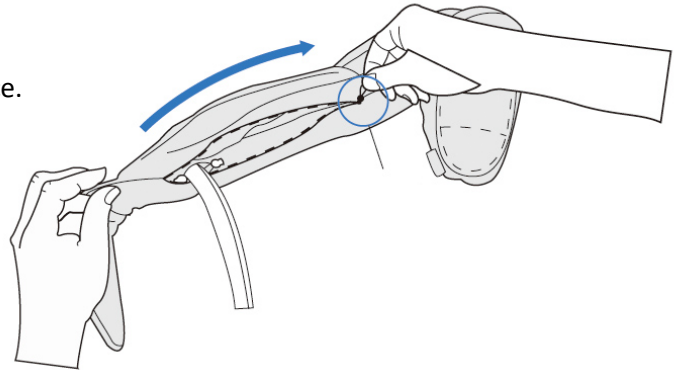




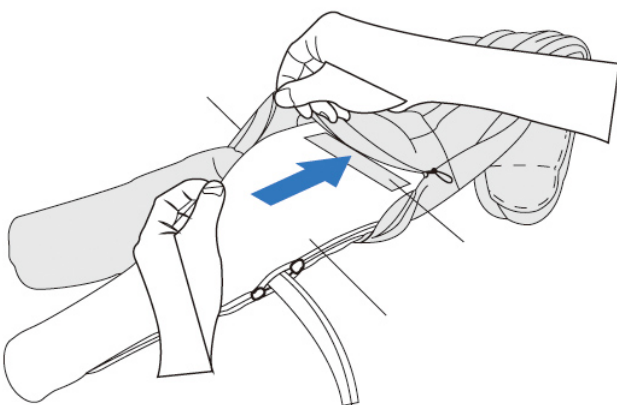
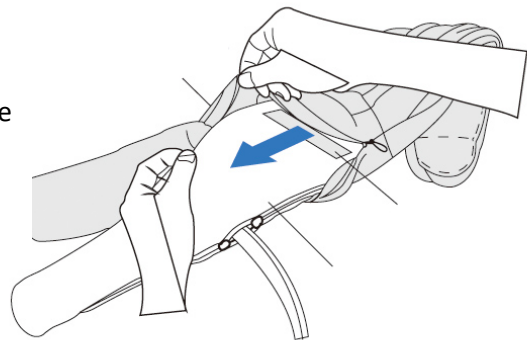
CLEANING AND MAINTENANCE

The cover of the device can be easily washed in the washing machine. For maintenance, follow these steps:

- 1.** Unzip the zipper on the side of the device.

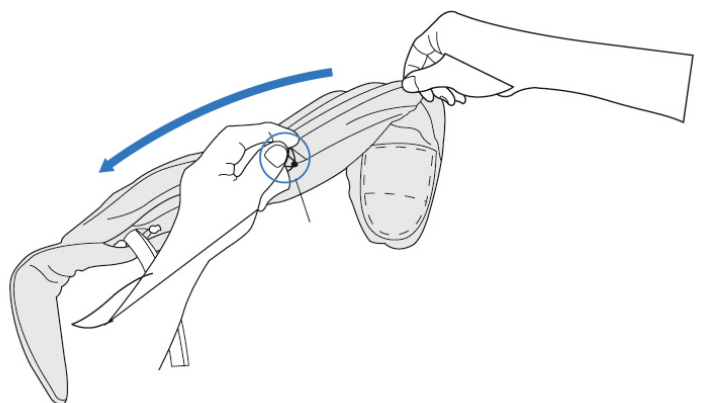


- 2.** Remove the body of the device from the sleeve.



- 3.** Slide the device body back into the sleeve.

- 4.** Fasten the cover with the zipper.



CHARGING THE BATTERY

1. When the battery level is low, the indicator light flashes.
2. Use only the USB cable included in the package to charge the battery.
3. Connect the adapter to a USB port on your computer or laptop.
4. The charging of the battery is accompanied by a green light signal.
5. Do not use the device while it is charging.
6. The length of the charge depends on the state of the battery. It can take between 3 and 4 hours.

DISPOSAL OF USED ELECTRICAL EQUIPMENT



This symbol on products or in accompanying documents means that used electrical and electronic products must not be added to normal municipal waste. For proper disposal, refurbishment and recycling, take these products to the designated collection points. Alternatively, in some European Union or other European countries, you can return your products to your local retailer when purchasing an equivalent new product. By properly disposing of this product, you will help conserve valuable natural resources and help prevent potential negative environmental and human health impacts that could result from improper waste disposal. For further details, contact your local authority or nearest collection point. This symbol is valid in the European Union. If you wish to dispose of this product, please obtain the necessary information on the correct method of disposal from your local authorities or your dealer.

CERTIFICATION



The product is approved for use in European Union countries and bears the CE mark. The declaration of conformity and all documentation is available from the importer.

SHIPPING

SANTADRIA s.r.o. , Mojmírovo nám. 75/2 Brno, 612 00
IČO: 29195454 | DIC: CZ29195454

If you have any questions about the product, please do not hesitate to contact us:
Email: mh@santadria.cz Tel: 737196160

Printing errors, features and changes in technical parameters reserved.

ES DECLARATION OF CONFORMITY

The undersigned, representing the company

SANTADRIA s.r.o.

Mojmírovo nám. 75/2, Brno 612 00, ID: 29195454

hereby declares, as an importer into the EU, that the following product with the trade name

Headrelax Air Head Massager

marketed under the model name: **BR-2797**

EAN: **8594166119765**

belonging to the **BeautyRelax** brand group of products

is in compliance with the following European standards:

EN 55014-1:2017

EN 55014-2:2015

EN 61000-3-2:2014

EN 61000-3-3:2013

Based on compliance with these directives, the product has been CE marked.

The product also complies with RoHS Directive 2002/95/EC (RoHS). All materials are health-safe. They do not contain any heavy metals such as cadmium and other toxic substances.

For safe use, it is essential to strictly follow the instructions in the instruction manual included in the package.



Place of issue: Brno Day: 1.4.2022

Martin Hrbek, Managing Director