

# USER MANUAL

BeautyRelax BR-2826 Facial Sauna

## STEAMMAX PROFESSIONAL





## CONTENT:

PURPOSE OF USE	4
NOTICE	5
CONTRAINDICATIONS	5
INSTRUMENT SPECIFICATIONS	6
TECHNICAL PARAMETERS	6
PACKAGING CONTENTS	6
DESCRIPTION OF THE INSTRUMENT	8
DESCRIPTION OF THE CONTROLLER	9
DISPLAY DESCRIPTION	10
CONTROL OF THE DEVICE	11
NOTES ON THE USE OF THE DEVICE	12
CLEANING AND MAINTENANCE	13
DISPOSAL OF USED ELECTRICAL EQUIPMENT	13
CERTIFICATION	13
SHIPPING	13
ES DECLARATION OF CONFORMITY	14

Dear customer, thank you for your trust in purchasing our product. Please read all the detailed information in the instruction manual carefully before using it for the first time. Please pay particular attention to the safety warnings. Please use the device exactly as instructed. All of these steps will help to maximize the use of all functions of the instrument. In this manual, we will try to give you the best possible idea of the technology used and how to use the instrument in the best possible way.

If you encounter any uncertainties while reading the instructions, please do not hesitate to contact us at the following email address: mh@santadria.cz

**Keep the instructions for use carefully for later reference.**

## **PURPOSE OF USE**

BeautyRelax SteamMax Professional is an innovative device for skin treatment using atomized steam. The steam molecules are smaller in size than the diameter of the skin pores. The mask delivers the beneficial effects of steam evenly over the entire facial area. Facial muscles are relaxed, skin is warmed and skin pores are opened. The subsequent cleansing process and other skin care methods are multiply effective. The skin is supple and hydrated. The steam temperature can be regulated. Function settings via remote control. 4 skin treatment modes. Quick pre-heating. Steam is generated after just 1 minute. Produces 9g of steam per minute. Mask easily adapts to each user. Integrated water reservoir.



## **NOTICE**

-Before first use, read this manual, review all illustrations and keep the manual for future reference.

-If your skin is affected by a serious skin condition, do not use the device. Consult your general practitioner for first use afterwards.

-If the unit has fallen to the ground, become damaged and is not working properly, or has fallen into water, never put it into operation.

-Do not use the device near water or in areas of high humidity.

-The appliance is not intended for use by children or persons whose physical or mental condition does not permit the safe use of the appliance.

-Do not place or use the device on hot heat sources (radiator, stove, fire, etc.)

-Do not attempt to disassemble or repair the device yourself.

If the power cord is damaged, do not use the device and contact the warranty service.

-If the unit falls to the ground, it may be damaged. In this case, contact your dealer.

-The distributor is not liable for damages caused by improper use. It is not liable for the consequences caused by failure to observe safety warnings.

-The device is intended for home use only. The distributor is not responsible for any damage to health or property caused by other uses.



## **CONTRAINDICATIONS**

**Under no circumstances should** the device be used by persons affected by any of these conditions:

- Acute viral illness
- Epilepsy
- Pacemaker
- Clients under the influence of alcohol or addictive substances
- Severe skin disease at the site of use of the device
- Persons who require constant supervision
- In a state of high fever
- Heart disease
- Pregnancy
- Fatigue syndrome



## **INSTRUMENT SPECIFICATIONS**

- Treatment of the facial area with atomized nano steam
- Relaxation of facial muscles
- Intense deep skin heating
- Opening of skin pores
- The next stages of the skin treatment are multiply effective
- Even coverage of the entire facial area.
- Instant skin hydration
- Subsequent use of cosmetic products has better absorption (up to 6 times better absorption)
- Possibility to regulate the steam temperature
- Easy operation of the device using the remote control
- 4 preset automatic programs
- Fast steam preheating - the machine starts generating steam after just 1 minute
- Produces up to 9g of steam per minute
- Adapts to each user with easy on/off
- Integrated water reservoir directly in the mask
- Maximum safety of use
- The device cannot burn your skin in any way
- The steam will feel like a pleasant warmth on your skin
- Pleasant relaxation especially in winter months

## **TECHNICAL PARAMETERS**

- Recommended duration of use: 8 to 10 minutes
- Dimensions: 28x21x14cm
- Weight: 1,5kg

## **PACKAGING CONTENT**

- Facial sauna BeautyRelax BR-2826 STEAMMAX PROFESSIONAL.
- Remote control.
- 220V mains adapter.
- User manual.



**STEAM OUTLET**



**TANK CAP**



**NOSE PAD**



**BREATHING HOLE**

## DESCRIPTION OF THE INSTRUMENT


1. Water tank
2. Air inlet opening
3. Light indication
4. Remote control





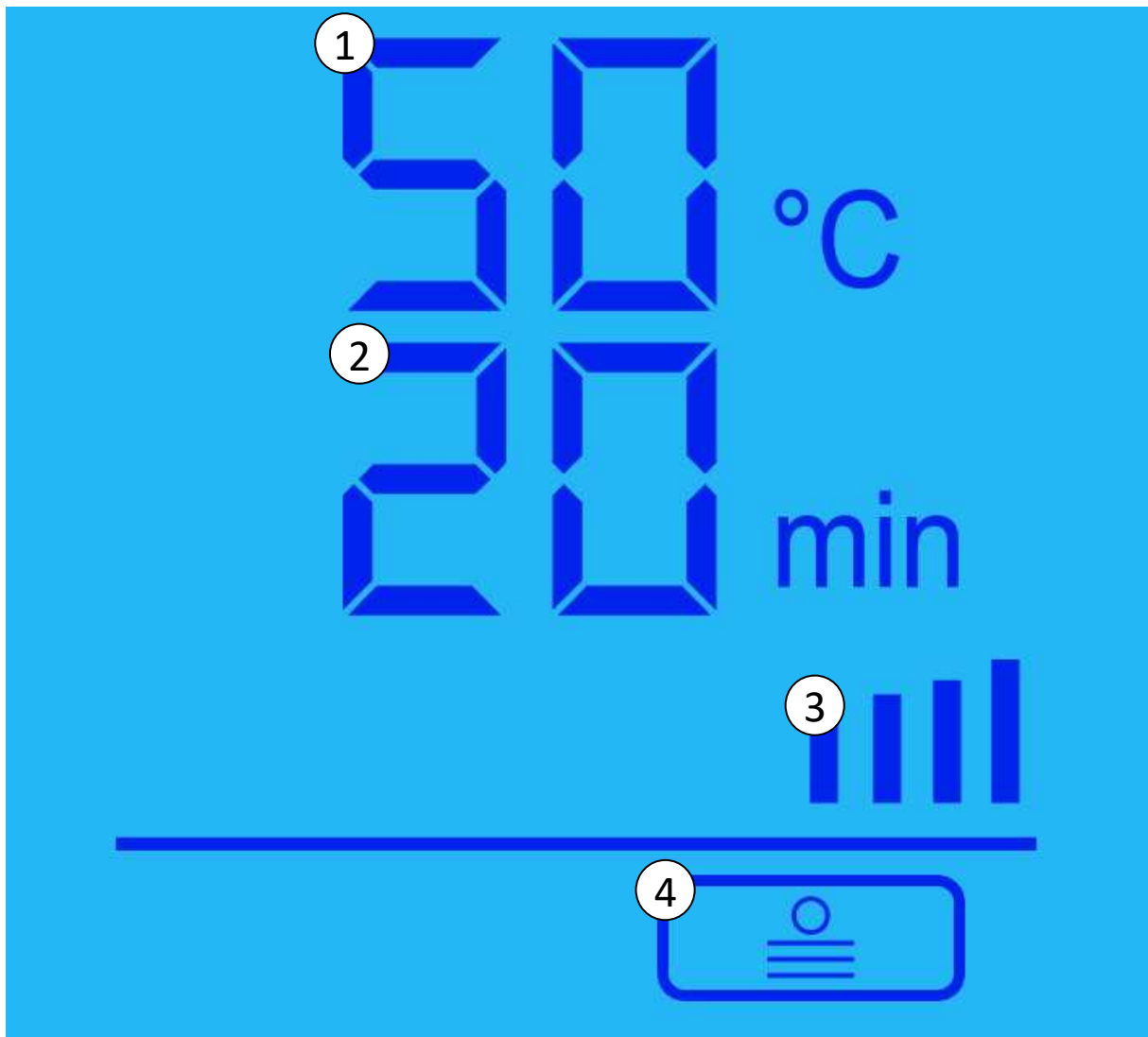
## DESCRIPTION OF THE CONTROLLER

1. *Display*
2. **MODE A** button
3. **MODE** button **B**
4. **MODE** button **C**
5. **MODE D** button
6. **TEMP +** button (temperature increase)
7. **TEMP** button - (temperature reduction)
8. **T+** button (time increase)
9. **T-** (temperature reduction) button
10. **ON/OFF** button




## DISPLAY DESCRIPTION

1. Steam temperature (degrees Celsius)
2. Timer (in minutes)
3. Mode indication
4. Steam preheating indication



## CONTROL OF THE DEVICE

1. Connect the power adapter connector to the cable. Plug the connector into the socket and twist the connector. This secures the cable so that it cannot become disconnected during use.



2. Remove the reservoir cap at the top of the unit.
3. Fill the reservoir with distilled water. In the long run, this will contribute to the longevity of the instrument. The tap water may contain limescale particles, which is technically not acceptable for the instrument.
4. Plug the AC adaptor into an electrical outlet. Always make sure there is no moisture on your hands.
5. To switch on the device, press the **ON/OFF** button.
6. Use the **TEMP+** and **TEMP-** buttons to adjust the steam temperature. The available values are **35°C, 40°C, 45°C, 50°C, 55°C** and **60°C**.
7. Use the **T+** and **T-** buttons to set the time of use. Values from 1 to 60 minutes are available.
8. Use the **MODE A - B - C - D** buttons to set the steam dosing programme. There are intervals of 5 seconds (**MODE A**), 10 seconds (**MODE B**), 20 seconds (**MODE C**) and 30 seconds (**MODE D**).
9. The progress of the preheating is shown by the icon in the bottom right corner of the display. The preheating process is accompanied by a flashing icon.
10. You can switch the device off at any time using the **ON/OFF** button.

## **NOTES ON THE USE OF THE DEVICE**

- 1.** Do not pull the device too tightly to your face. On the other hand, the mask should be in full contact with your face.
- 2.** If you are just getting to know the machine, we recommend setting lower steam values. Add gradually according to your feeling. The steam should feel comfortable on your face. It should not burn the surface of your skin.
- 3.** The optimal timing of use is when you need further work on your skin (deep cleansing, skin lifting, etc.). You can also use the device regularly for active relaxation and facial relaxation. You will achieve a pleasant relaxation of the facial muscles.
- 4.** The use of the device is beneficial for your skin in winter, when the skin often suffers from dehydration. Similarly, it is very beneficial to use during the summer months, when the skin is dry from the sun.
- 5.** At lower steam temperatures, you actively hydrate your skin. At higher steam temperatures, you help open the pores. Your skin is then perfectly prepared for the next facial treatment.
- 6.** The recommended time of use is for guidance only. Begin use at shorter intervals. Gradually increase the time according to your feeling.
- 7.** If you use the device in winter, wait until your skin has cooled down after using the device. With warmed skin, you should not go immediately in very cold temperatures that are close to freezing.
- 8.** The steam gradually condenses on the skin during the treatment. Therefore, the design of the device is such that this liquid is trapped in the lower rim between the face and the device. However, we still recommend that a cosmetic tissue is kept in hand during use to wipe off any water that would run downward from the neck.
- 9.** Always keep the surface of your hands dry when handling the AC adapter. Otherwise, there is a risk of electric shock.
- 10.** The device has no eye ports. Therefore, first set the application parameters on the controller and then apply the device to the face.
- 11.** Use the device only with distilled or baby water. This will help to maintain the longevity and proper functionality of the instrument in the long run.
- 12.** Do not add any other substances, dyes or aromats to the reservoir. Serious and permanent damage to the instrument could occur.

## CLEANING AND MAINTENANCE

Always ensure that the area of the device that is in contact with your face is cleaned after use. This is especially true if more than one person is using the device, in order to comply with the principles of hygiene. In this case, it is ideal to disinfect the surface of the contact area. Optimally with an alcohol spray solution. Do not use any aggressive cleaning agents. Moisture must NEVER penetrate the device. After use, dry the instrument thoroughly with a soft cloth.

## DISPOSAL OF USED ELECTRICAL EQUIPMENT



This symbol on products or in accompanying documents means that used electrical and electronic products must not be added to normal municipal waste. For proper disposal, refurbishment and recycling, take these products to the designated collection points. Alternatively, in some European Union or other European countries, you can return your products to your local retailer when purchasing an equivalent new product. By properly disposing of this product, you will help conserve valuable natural resources and help prevent potential negative environmental and human health impacts that could result from improper waste disposal. For further details, contact your local authority or nearest collection point. This symbol is valid in the European Union. If you wish to dispose of this product, please obtain the necessary information on the correct method of disposal from your local authorities or your dealer.

## CERTIFICATION



The product is approved for use in European Union countries and bears the CE mark. The declaration of conformity and all documentation is available from the importer.

## SHIPPING

**SANTADRIA s.r.o.**, Mojmírovo nám. 75/2 Brno, 612 00  
IČO: 29195454 | DIC: CZ29195454

If you have any questions about the product, please do not hesitate to contact us:  
Email: [mh@santadria.cz](mailto:mh@santadria.cz)

# ES DECLARATION OF CONFORMITY

The undersigned, representing the company

**SANTADRIA s.r.o.**

Mojmírovo nám. 75/2, Brno 612 00, ID: 29195454

hereby declares, as an importer into the EU, that the following product with the trade name

**Facial sauna**

**BeautyRelax STEAMMAX PROFESSIONAL**

marketed under the model name: **BR-2826**

EAN: **8594166120433**

belonging to the **BeautyRelax** brand group of products  
is in compliance with the following European standards:

**EN 55014-1:2017 EN 61000-3-2:2019 EN 61000-3-3:2013+A1:2019**  
**EN 55014-2:2015 EN 61000-4-2:2009, EN 61000-4-3:2006+A1:2009+A2:2010**  
**EN 61000-4-4:2012, EN 61000-4-5:2014+A1:2017**  
**EN 61000-4-6:2014/AC:2015, EN 61000-4-11:2004+A1:2017**

**Based on compliance with these directives, the product has been CE marked.**

The product also complies with the RoHS Directive 2002/95/EC (RoHS). All materials are health-safe. They do not contain any heavy metals such as cadmium and other toxic substances.

For safe use, it is essential to strictly follow the instructions in the instruction manual included in the package.



Martin Hrbek, Managing Director

Place of issue: Brno Day: 10.9.2022