

MAGNITUDAL

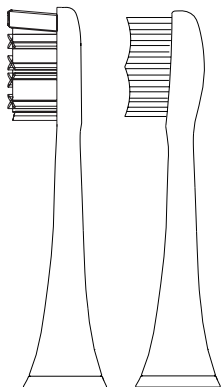
USER MANUAL



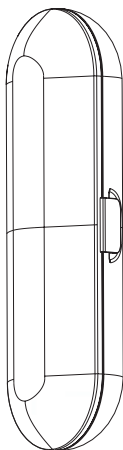
Thank you for purchasing
the MAGNITUDAL sonic toothbrush.

To get the most out of this
product, please read the USER MANUAL.

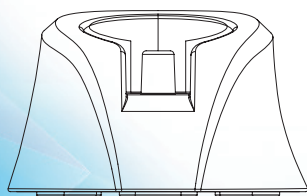
THE BOX CONTAINS



2 brush heads

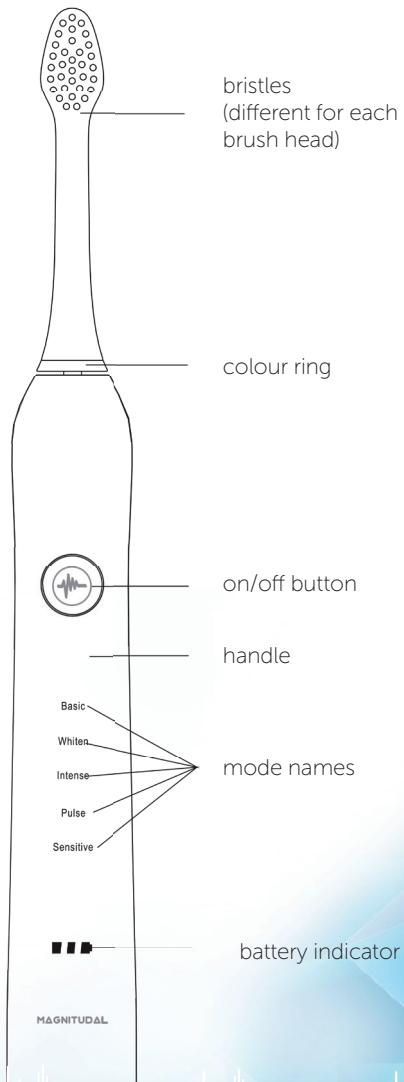


travel case



charger

TOOTHBRUSH DESCRIPTION



CHARGING

Charge your sonic toothbrush every 3 weeks for 24 hours. Although the battery can last for up to 7 weeks, it is strongly recommended to charge it more often to avoid discharging to 0 % as this decreases the lifetime of the battery.

The battery should not be charged after each use. It should be optimally charged every 3 weeks.

The charger should be unplugged from the mains when not in use.

When plugged into the mains, never cover the charger with any material that might cause it to overheat.

Make sure the charger is not kept in a humid environment. Clean it with a dry (or slightly moistened) cloth. Before cleaning, unplug it from the mains.

Do not keep the charger in a bathroom or any other high-humidity environment.

Do not leave the charger in or near places where it might easily come into contact with water, such as bathtubs, washbasins or sinks.

Do not use the charger if it has been dropped, damaged or if it has been exposed to humid conditions or temperatures above 40 °C (even if there is no visible damage). Consult an authorised service provider (see below).

Keep the charger out of the reach of children.

SAFETY

Keep this product, its accessories and all packaging out of the reach of children under the age of 4.

Do not dismantle this product or any of its accessories. All repairs should be carried out by an authorised service provider (see below).

Do not expose the product or any of its accessories to temperatures above 40 °C.

Do not use the toothbrush or any of its accessories if there are any signs of damage or malfunction.

If you accidentally drop the toothbrush, change the brush head even if there are no signs of damage.

Only use officially authorised MAGNITUDAL accessories.

The manufacturer accepts no liability for any damage, injury or death caused by the handling of this product or any of its accessories in a manner contrary to the instructions provided in this manual.

GENERAL INSTRUCTIONS

Consult your dentist regarding the use of this product if you have undergone any dental interventions in the last 2 months or if you are suffering from any dental problems.

Consult your doctor regarding the use of this product if you have an electronic implant.

This product should not be used by children under the age of 6.

Children over the age of 6 and persons with limited cognitive abilities can use the product but only under the supervision of an adult.

Charging and cleaning of the product should only be carried out by an adult.

GENERAL USE

Avoid any acidic food or drink at least 1 hour prior to brushing your teeth, as your enamel will be less prone to abrasion.

Before first use, unpack the toothbrush and brush head and wash both in warm water. The toothbrush is waterproof.

Place the brush head of your choice on the handle. There is a 1 mm aperture between the brush head and the handle of the toothbrush.

Spread a small amount of toothpaste on the bristles. Never use an abrasive paste (containing small solid particles).

In the first days/weeks of use, SENSITIVE mode is highly recommended.

Switch on the toothbrush by pressing the on/off button but only once you have placed the brush head in your mouth.

Use the on/off button to switch the modes.

To reach plaque in the grooves between the teeth and surrounding gingival tissue, start by tilting the bristles at an angle of 45° to the groove.

Then proceed to the top of the tooth using small movements.

Clean all teeth up to one quarter of the oral cavity from both the inner and outer sides before brushing the tops of the teeth.

Do not apply any pressure to the toothbrush. It should only gently touch the teeth and gums.

Every 30 seconds the toothbrush momentarily stops, indicating that you should proceed to the next quarter. The toothbrush will automatically switch off after 2 minutes, which is the recommended time for a toothbrushing cycle.

After each use, clean the brush head and toothbrush handle in warm water. Then shake the water from the bristles. Always store the toothbrush in a well-ventilated place to ensure it dries thoroughly.

Each brush head can be used for 2 months, after which a new brush head should be used.

TEETHING ISSUES

During the first days of brushing, your gums may bleed. This is mostly caused by the response of previously untouched interdental areas coming into contact with a brush. The bacteria which once thrived there cause inflammation of the gums, which then bleed in response to contact with an interdental brush or a mixture of saliva, toothpaste and water generated by sonic technology.

If your teeth are hypersensitive, you may also experience slight pain during or after brushing. This is most often caused by demineralisation of the enamel.

In the event of gum bleeding or sensitive teeth, follow these simple rules when using your sonic toothbrush during the first days/weeks:

- Use manual interdental brushes every day
- Do not use the WHITEN or INTENSE modes
- Use the MagniCarbon brush head (it has the softest bristles)
- Use the sonic toothbrush for only 1 minute in the morning and 1 minute in the evening
- Avoid using abrasive toothpastes
- Do not eat or drink anything acidic at least 1 hour prior to brushing your teeth

After following these rules for several days/weeks, inflammation should reduce. Bleeding and sensitivity should also eventually stop, allowing more intensive brushing modes to be used. If any of these issues do persist, however, consult your dentist regarding further use of this sonic toothbrush.

MAGNITUDAL BRUSH HEADS



MagniSynchro:
the most advanced brush head; uses multiple bristle types to magnify the effect of sonic technology



MagniSwift:
a very efficient brush head for everyday tooth brushing



MagniCarbon:
the softest brush head for sensitive teeth and gums



MagniIntra:
the shape of the brush head profile is optimised for cleaning interdental spaces

MagniCarbon and MagniIntra brush heads have massage surface to clean the inner surfaces of the cheeks.

MODES OF USE

BASIC (31,000 vibrations per minute)
Basic cleaning mode.

WHITEN (42,000 vibrations per minute)
Everyday prevention of pigmentation build-up on the surface of your teeth.

INTENSE (48,000 vibrations per minute)
The most effective mode for removing dental plaque.

PULSE (continuous alternation of speeds)
Effective for removing plaque and food debris from interdental spaces.

SENSITIVE (diminished oscillation)
Due to the decreased oscillation and lower vibration frequency, this mode is the best choice for use during the first days/weeks and for sensitive teeth and gums.

SERVICE PROVIDERS

For all repairs and claims under warranty, contact us via email: service@magnitudal.com

RECYCLING

The packaging of this product is made of recyclable material. Please dispose of it accordingly.



WWW.MAGNITUDAL.COM

