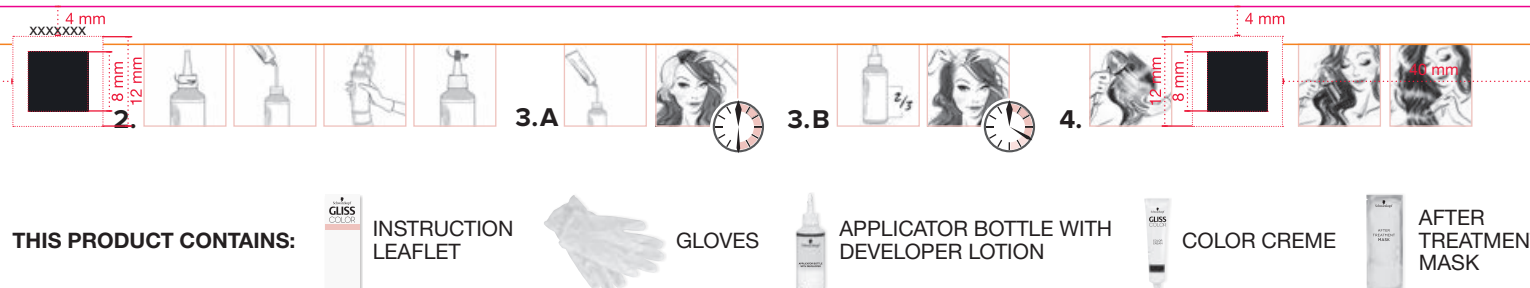


GLISS Color – Instruction Leaflet – Master (1-lang.)

295 mm

205 mm

Schwarzkopf
GLISS
COLOR



THIS PRODUCT CONTAINS:



INSTRUCTION LEAFLET



GLOVES



APPLICATOR BOTTLE WITH DEVELOPER LOTION



COLOR CREME



AFTER TREATMENT MASK

INSTRUCTION LEAFLET

ATTENTION, PLEASE NOTE

Before application, please read the safety instructions on the back side of the instruction leaflet carefully.

1. PREPARATION

Before starting the application, place a **clothing protection** and a **watch** nearby so that you can monitor the application time.

Gliss Color is to be used on dry, not pre-washed hair.

2. MIXING

Unscrew the cap of the Applicator bottle with developer. Put the gloves on. Open the Color Creme Tube by piercing the tube sealing with the reverse side of the cap.

Squeeze the **whole** content of Color Creme Tube into the Applicator bottle. Close the Applicator bottle again and **shake** it vigorously until all components are thoroughly mixed and turned into a homogeneous creme.

Finally, unscrew the upper cap and start with the application **immediately**.

ATTENTION: The color of the mixture changes during the application process. This has no impact on color result.

3. A TOTAL APPLICATION

This application is recommended if you are coloring your hair permanently for the first time, or your previous hair color has totally grown out, i.e. no regrowth can be seen.

Starting from the back of your head to the front, apply the prepared coloration mixture strand after strand on your whole hair. Then distribute the mixture into the hair. Remove color stain on the skin immediately.

Leave the mixture for **30 minutes**.

For shades 9-1, 10-1, 10-2, 10-4 and 10-55: Allow the coloration mixture to work for **45 minutes**.

3. B REGROWTH APPLICATION

This method is recommended if your hair is colored and the regrowth is visible, or if the ends of your hair are darker or in poor condition.

For this, make a parting with the tip of the Applicator bottle. Apply about $\frac{2}{3}$ of the coloration mixture only on the regrowth area. Apply the mixture along the parting by distributing it into the roots with your fingertips (leave supplied gloves on). Repeat this procedure for the whole regrowth area. Allow the coloration mixture to work for **20 minutes**.

Apply the rest of the mixture to the whole hair and allow it to work for a further **10 minutes**.

For shades 9-1, 10-1, 10-2, 10-4 and 10-55: Apply to the roots area only and allow the coloration mixture to work for **35 minutes**. Apply the rest for max. **10 minutes** in the rest of the hair.

4. RINSE & AFTER TREATMENT

Before rinsing your hair, put on gloves again. Rinse the hair well at the end of processing time with lukewarm water until water runs clear.

As a subsequent care, apply the Mask into the wet hair. Allow the Mask to work for **2 minutes** and then rinse out thoroughly. After application of the Mask your hair is easy to comb, soft and full of shine.

HELPFUL HINTS

You can use a lipbalm to protect your forehead skin from color stains.

For hair longer than chin length, we recommend to use two packs. Leave at least 2 weeks between coloring and applying a perm/straightening treatment to your hair, otherwise the color result could become uneven.

If your hair is bleached, straighted, sun exposed or permed, we recommend reducing the processing time about **5-10 minutes**.

GENERAL DATA	APPROVAL DATA	PHONE	Printing material:
Die cut / size (mm) 295 x 205 mm	Responsible person marketing Stephanie Heseler	+49 211 797 6063	<input checked="" type="checkbox"/> white <input type="checkbox"/> transparent <input type="checkbox"/> silver
Nuance no. -	Date of approval by marketing -		Coloration filling code: <input checked="" type="checkbox"/> Datamatrix <input type="checkbox"/> FB_TB code <input type="checkbox"/> EAN outer box <input type="checkbox"/> none
IDH no. -	Responsible person IPD N. N.	+49 211 797 xxxx	Basic Pack. Mat. No.: 196727
Material no. xxxxxxx	Responsible person country N. N.	+49 211 797 xxxx	USED PANTONE TONES ARE JUST INDICATORS!
Data Matrix xxxxxxx	Date of approval xx.xx.2019		Colors Printing process Colors Printing process
FB_TB Code -	Delivered by N. N.	+49 211 74849 xxx	<input type="checkbox"/> Pantone 7605 U <input type="checkbox"/>
EAN outer box -	Responsible person LSD JZ / AP/ JK	+49 211 74849 471	<input type="checkbox"/> BLACK <input type="checkbox"/>
Short sign -	Printing company Cetis		<input type="checkbox"/> <input type="checkbox"/>
Product GLISS Color Baseline GBA	LSD job no. 011329		<input type="checkbox"/> <input type="checkbox"/>
Country Master (1-lang.)	LSD file name:		<input type="checkbox"/> <input type="checkbox"/>
EAN (please check) -	MA_1lang_GC_GBA_Baseline_0920.indd		<input type="checkbox"/> <input type="checkbox"/>
EAN size -	Infos: -		<input type="checkbox"/> <input type="checkbox"/>
Status 1corr			<input type="checkbox"/> <input type="checkbox"/>
Creation date 18.09.2020			<input type="checkbox"/> <input type="checkbox"/>
Correction date 29.09.2020			<input type="checkbox"/> <input type="checkbox"/>
Logo of printing company	TO BE COMPLETED BY PRINTING COMPANY		<input type="checkbox"/> printing area (does not print)
	corrections <input type="checkbox"/> yes* <input type="checkbox"/> none		<input type="checkbox"/> die cut (does not print)
	* if yes please do provide a detailed description of all changes made		
			These files have been set up without trapping parameters or any other print options. Please adapt the data according to your usual guidelines and/or profiles.
			LSD
			LSD GmbH & Co. KG In der Steele 11-13 40599 Düsseldorf Tel. +49 211 74 84 90 Fax +49 211 74 84 94 10
			Kind regards, LSD GmbH & Co. KG
			5 cm

GLISS Color – Instruction Leaflet – Master (1-lang.)

295 mm

205 mm

SAFETY INSTRUCTIONS

 Hair colorants can cause severe allergic reactions.

Read and follow instructions. This product is not intended for use on persons under the age of 16. Temporary “black henna” tattoos may increase your risk of allergy.

Do not colour your hair if:

- you have a rash on your face or sensitive, irritated and damaged scalp,
- you have ever experienced any reaction after colouring your hair,
- you have experienced a reaction to a temporary “black henna” tattoo in the past.

Do not use to dye eyelashes or eyebrows. Contains: see folding box. Rinse hair well after application. Avoid contact with eyes. Rinse immediately if product comes into contact with them. Wear suitable gloves. Keep out of reach of children. Keep the empty carton and the instruction leaflet in case you experience a reaction. To reduce your risk follow these instructions.

1. ALLERGY ALERT TEST

Perform an allergy alert test 48 hours before each product use even if you have already used colouring products before. Perform the allergy alert test on an area of skin sized approximately 1 cm x 1 cm on the inside of the elbow. Apply a small amount of the Color Creme in a thin layer on the inside of the elbow with a cotton bud and leave uncovered for 45 minutes. Avoid contact with clothes. Close tube again carefully. After 45 minutes, wash off the Color Creme thoroughly with lukewarm water. If any reaction occurs during the processing time or during the following 48 hours, you should rinse immediately and not use this colorant. This test represents an important precaution. However, be aware that even if an allergy alert test has been carried out you may still experience an allergic reaction when you colour your hair. The allergy alert test is not a guarantee of avoiding future allergic reactions. Please consult a doctor, if you have any doubts.

2. IF DURING COLOURING YOU EXPERIENCE

- any stinging or burning and/or rash, rinse immediately and discontinue colouring your hair as this may be an indication of a more serious reaction. Do not colour your hair again before consulting a doctor or seeking medical advice.
- rapidly spreading skin rash, dizziness or faintness, shortness of breath and/or swelling of eyes/face, rinse immediately and seek immediate medical attention and contact the manufacturer.

3. IF AFTER COLOURING OR ON THE FOLLOWING DAYS YOU EXPERIENCE problems such as skin or scalp itching, skin or scalp rash, swelling of eyes/face, blistering and/or skin or scalp weeping, seek immediate medical attention and contact the manufacturer.

PRECAUTIONS

- This product contains ingredients which may cause severe eye irritation and possible permanent eye injury. If the developer or hair colour mixture gets into your eye, flush immediately with a large amount of lukewarm water and seek medical advice.
- If you wear contact lenses during application and any product gets into your eye, remove the contact lens first, then flush immediately with a large amount of lukewarm water and seek medical advice.
- Do not inhale or ingest the product.
- Avoid unnecessary skin contact.
- Do not use if your hair has been coloured with henna or metal dyes.
- Remove all metal objects such as clips and hair pins from hair before colouring and keep them away during colouring. Do not use metal tools.
- Keep developer away from heat and light. Do not mix this colorant with any other products. Do not keep any unused product. Do not leave the mixture in a closed bottle (bottle may expand or burst).











PROFESSIONAL ADVICE

Contact our professionals for advice:
Schwarzkopf & Henkel Verbraucherservice
Postfach 13 01 28,
40551 Düsseldorf
Tel.: 08 00/38 38 838 (gebührenfrei)
Fax: 0211/798-2387
www.schwarzkopf.de


Schwarzkopf & Henkel
a division of
Henkel AG & Co. KGaA
D-40191 Düsseldorf

MA_1lang_GC_GBA_Baseline_0920.indd 2

29.09.20 08:14


GENERAL DATA	APPROVAL DATA	PHONE	Printing material:
Die cut / size (mm) 295 x 205 mm	Responsible person marketing Stephanie Heseler	+49 211 797 6063	<input checked="" type="checkbox"/> white <input type="checkbox"/> transparent <input type="checkbox"/> silver
Nuance no. –	Date of approval by marketing –		Coloration filling code: <input checked="" type="checkbox"/> Datamatrix <input type="checkbox"/> FB_TB code <input type="checkbox"/> EAN outer box <input type="checkbox"/> none
IDH no. –	Responsible person IPD N. N.	+49 211 797 xxxx	Basic Pack. Mat. No.: 196727
Material no. xxxxxxx	Responsible person country N. N.	+49 211 797 xxxx	USED PANTONE TONES ARE JUST INDICATORS!
Data Matrix xxxxxxx	Date of approval xx.xx.2019		Colors Printing process Colors Printing process
FB_TB Code –	Delivered by N. N.	+49 211 74849 xxx	 Pantone 7605 U
EAN outer box –	Responsible person LSD JZ / AP/ JK	+49 211 74849 471	 BLACK
Short sign –	Printing company Cetis		
Product GLISS Color Baseline GBA	LSD job no. 011329		
Country Master (1-lang.)	LSD file name:		
EAN (please check) –	MA_1lang_GC_GBA_Baseline_0920.indd		
EAN size –	Infos: -		
Status 1corr			
Creation date 18.09.2020			
Correction date 29.09.2020			
Logo of printing company	TO BE COMPLETED BY PRINTING COMPANY		printing area (does not print) die cut (does not print)
	corrections <input type="checkbox"/> yes* <input type="checkbox"/> none		These files have been set up without trapping parameters or any other print options. Please adapt the data according to your usual guidelines and/or profiles.
	* if yes please do provide a detailed description of all changes made		LSD LSD GmbH & Co. KG In der Steele 11–13 40599 Düsseldorf Tel. +49 211 74 84 90 Fax +49 211 74 84 94 10
			Kind regards, LSD GmbH & Co. KG
			5 cm

GLISS Color – Instruction Leaflet – Master (2-lang.)

295 mm

205 mm

Schwarzkopf
GLISS
COLOR



THIS PRODUCT CONTAINS:
THIS PRODUCT CONTAINS:



INSTRUCTION LEAFLET
INSTRUCTION LEAFLET



GLOVES
GLOVES



APPLICATOR BOTTLE
WITH DEVELOPER LOTION
APPLICATOR BOTTLE
WITH DEVELOPER LOTION



COLOR CREME
COLOR CREME



AFTER TREATMENT MASK
AFTER TREATMENT MASK

INSTRUCTION LEAFLET

ATTENTION, PLEASE NOTE

Before application, please read the safety instructions on the back side of the instruction leaflet carefully.

1. PREPARATION

Before starting the application, place a **clothing protection** and a **watch** nearby so that you can monitor the application time.

Gliss Color is to be used on dry, not pre-washed hair.

2. MIXING

Unscrew the cap of the Applicator bottle with developer. Put the gloves on. Open the Color Creme Tube by piercing the tube sealing with the reverse side of the cap.

Squeeze the **whole** content of Color Creme Tube into the Applicator bottle. Close the Applicator bottle again and **shake** it vigorously until all components are thoroughly mixed and turned into a homogeneous creme.

Finally, unscrew the upper cap and start with the application **immediately**.

ATTENTION: The color of the mixture changes during the application process. This has no impact on color result.

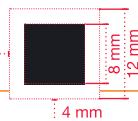
3. A TOTAL APPLICATION

This application is recommended if you are coloring your hair permanently for the first time, or your previous hair color has totally grown out, i.e. no regrowth can be seen.

Starting from the back of your head to the front, apply the prepared coloration mixture strand after strand on your whole hair. Then distribute the mixture into the hair. Remove color stain on the skin immediately.

Leave the mixture for **30 minutes**.

For shades 9-1, 10-1, 10-2, 10-4 and 10-55: Allow the coloration mixture to work for **45 minutes**.



3. B REGROWTH APPLICATION

This method is recommended if your hair is colored and the regrowth is visible, or if the ends of your hair are darker or in poor condition.

For this, make a parting with the tip of the Applicator bottle. Apply about 2/3 of the coloration mixture only on the regrowth area. Apply the mixture along the parting by distributing it into the roots with your fingertips (leave supplied gloves on). Repeat this procedure for the whole regrowth area. Allow the coloration mixture to work for **20 minutes**.

Apply the rest of the mixture to the whole hair and allow it to work for a further **10 minutes**.

For shades 9-1, 10-1, 10-2, 10-4 and 10-55: Apply to the roots area only and allow the coloration mixture to work for **35 minutes**. Apply the rest for max. **10 minutes** in the rest of the hair.

4. RINSE & AFTER TREATMENT

Before rinsing your hair, put on gloves again. Rinse the hair well at the end of processing time with lukewarm water until water runs clear.

As a subsequent care, apply the Mask into the wet hair. Allow the Mask to work for **2 minutes** and then rinse out thoroughly. After application of the Mask your hair is easy to comb, soft and full of shine.

HELPFUL HINTS

You can use a lipbalm to protect your forehead skin from color stains.

For hair longer than chin length, we recommend to use two packs. Leave at least 2 weeks between coloring and applying a perm/straightening treatment to your hair, otherwise the color result could become uneven.

If your hair is bleached, straighted, sun exposed or permed, we recommend reducing the processing time about **5-10 minutes**.

ATTENTION, PLEASE NOTE

Before application, please read the safety instructions on the back side of the instruction leaflet carefully.

1. PREPARATION

Before starting the application, place a **clothing protection** and a **watch** nearby so that you can monitor the application time.

Gliss Color is to be used on dry, not pre-washed hair.

2. MIXING

Unscrew the cap of the Applicator bottle with developer. Put the gloves on. Open the Color Creme Tube by piercing the tube sealing with the reverse side of the cap.

Squeeze the **whole** content of Color Creme Tube into the Applicator bottle. Close the Applicator bottle again and **shake** it vigorously until all components are thoroughly mixed and turned into a homogeneous creme.

Finally, unscrew the upper cap and start with the application **immediately**.

ATTENTION: The color of the mixture changes during the application process. This has no impact on color result.

3. A TOTAL APPLICATION

This application is recommended if you are coloring your hair permanently for the first time, or your previous hair color has totally grown out, i.e. no regrowth can be seen.

Starting from the back of your head to the front, apply the prepared coloration mixture strand after strand on your whole hair. Then distribute the mixture into the hair. Remove color stain on the skin immediately.

Leave the mixture for **30 minutes**.

For shades 9-1, 10-1, 10-2, 10-4 and 10-55: Allow the coloration mixture to work for **45 minutes**.

INSTRUCTION LEAFLET

3. B REGROWTH APPLICATION

This method is recommended if your hair is colored and the regrowth is visible, or if the ends of your hair are darker or in poor condition.

For this, make a parting with the tip of the Applicator bottle. Apply about 2/3 of the coloration mixture only on the regrowth area. Apply the mixture along the parting by distributing it into the roots with your fingertips (leave supplied gloves on). Repeat this procedure for the whole regrowth area. Allow the coloration mixture to work for **20 minutes**.

Apply the rest of the mixture to the whole hair and allow it to work for a further **10 minutes**.

For shades 9-1, 10-1, 10-2, 10-4 and 10-55: Apply to the roots area only and allow the coloration mixture to work for **35 minutes**. Apply the rest for max. **10 minutes** in the rest of the hair.

4. RINSE & AFTER TREATMENT

Before rinsing your hair, put on gloves again. Rinse the hair well at the end of processing time with lukewarm water until water runs clear.

As a subsequent care, apply the Mask into the wet hair. Allow the Mask to work for **2 minutes** and then rinse out thoroughly. After application of the Mask your hair is easy to comb, soft and full of shine.

HELPFUL HINTS

You can use a lipbalm to protect your forehead skin from color stains.

For hair longer than chin length, we recommend to use two packs. Leave at least 2 weeks between coloring and applying a perm/straightening treatment to your hair, otherwise the color result could become uneven.

If your hair is bleached, straighted, sun exposed or permed, we recommend reducing the processing time about **5-10 minutes**.

GENERAL DATA	APPROVAL DATA	PHONE	Printing material:
Die cut / size (mm) 295 x 205 mm	Responsible person marketing Stephanie Heseler	+49 211 797 6063	<input checked="" type="checkbox"/> white <input type="checkbox"/> transparent <input type="checkbox"/> silver
Nuance no. -	Date of approval by marketing -		Coloration filling code: <input checked="" type="checkbox"/> Datamatrix <input type="checkbox"/> FB_TB code <input type="checkbox"/> EAN outer box <input type="checkbox"/> none
IDH no. -	Responsible person IPD N. N.	+49 211 797 xxxx	Basic Pack. Mat. No.: 196727
Material no. xxxxxxx	Responsible person country N. N.	+49 211 797 xxxx	USED PANTONE TONES ARE JUST INDICATORS!
Data Matrix xxxxxxx	Date of approval xx.xx.2019		Colors Printing process Colors Printing process
FB_TB Code -	Delivered by N. N.	+49 211 74849 xxx	Pantone 7605 U - <input type="checkbox"/> - <input type="checkbox"/> -
EAN outer box -	Responsible person LSD JZ / AP / JK	+49 211 74849 471	BLACK - <input type="checkbox"/> - <input type="checkbox"/> -
Short sign -	Printing company Cetis		<input type="checkbox"/> - <input type="checkbox"/> - <input type="checkbox"/> -
Product GLISS Color Baseline GBA	LSD job no. 011329		<input type="checkbox"/> - <input type="checkbox"/> - <input type="checkbox"/> -
Country Master (2-lang.)	LSD file name:		<input type="checkbox"/> - <input type="checkbox"/> - <input type="checkbox"/> -
EAN (please check) -	MA_2lang_GC_GBA_Baseline_0920.indd		<input type="checkbox"/> - <input type="checkbox"/> - <input type="checkbox"/> -
EAN size -	Infos: -		<input type="checkbox"/> - <input type="checkbox"/> - <input type="checkbox"/> -
Status 1corr			<input type="checkbox"/> - <input type="checkbox"/> - <input type="checkbox"/> -
Creation date 18.09.2020			<input type="checkbox"/> - <input type="checkbox"/> - <input type="checkbox"/> -
Correction date 29.09.2020			<input type="checkbox"/> - <input type="checkbox"/> - <input type="checkbox"/> -
Logo of printing company	TO BE COMPLETED BY PRINTING COMPANY		<input type="checkbox"/> printing area (does not print)
	corrections <input type="checkbox"/> yes* <input type="checkbox"/> none		<input type="checkbox"/> die cut (does not print)
	* if yes please do provide a detailed description of all changes made		
			These files have been set up without trapping parameters or any other print options. Please adapt the data according to your usual guidelines and/or profiles.
			Kind regards, LSD GmbH & Co. KG
			5 cm
			LSD GmbH & Co. KG In der Steele 11-13 40599 Düsseldorf Tel. +49 211 74 84 90 Fax +49 211 74 84 94 10

GLISS Color – Instruction Leaflet – Master (2-lang.)

295 mm

205 mm

GB SAFETY INSTRUCTIONS



Hair colorants can cause severe allergic reactions.

Read and follow instructions. This product is not intended for use on persons under the age of 16. Temporary “black henna” tattoos may increase your risk of allergy.

Do not colour your hair if:

- you have a rash on your face or sensitive, irritated and damaged scalp,
- you have ever experienced any reaction after colouring your hair,
- you have experienced a reaction to a temporary “black henna” tattoo in the past.

Do not use to dye eyelashes or eyebrows. Contains: see folding box. Rinse hair well after application. Avoid contact with eyes. Rinse immediately if product comes into contact with them. Wear suitable gloves. Keep out of reach of children. Keep the empty carton and the instruction leaflet in case you experience a reaction. To reduce your risk follow these instructions.

1. ALLERGY ALERT TEST

Perform an allergy alert test 48 hours before each product use even if you have already used colouring products before. Perform the allergy alert test on an area of skin sized approximately 1 cm x 1 cm on the inside of the elbow. Apply a small amount of the Color Creme in a thin layer on the inside of the elbow with a cotton bud and leave uncovered for 45 minutes. Avoid contact with clothes. Close tube again carefully. After 45 minutes, wash off the Color Creme thoroughly with lukewarm water. If any reaction occurs during the processing time or during the following 48 hours, you should rinse immediately and not use this colorant. This test represents an important precaution. However, be aware that even if an allergy alert test has been carried out you may still experience an allergic reaction when you colour your hair. The allergy alert test is not a guarantee of avoiding future allergic reactions. Please consult a doctor, if you have any doubts.

2. IF DURING COLOURING YOU EXPERIENCE

- any stinging or burning and/or rash, rinse immediately and discontinue colouring your hair as this may be an indication of a more serious reaction. Do not colour your hair again before consulting a doctor or seeking medical advice.
- rapidly spreading skin rash, dizziness or faintness, shortness of breath and/or swelling of eyes/face, rinse immediately and seek immediate medical attention and contact the manufacturer.

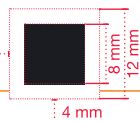
3. IF AFTER COLOURING OR ON THE FOLLOWING DAYS YOU EXPERIENCE problems such as skin or scalp itching, skin or scalp rash, swelling of eyes/face, blistering and/or skin or scalp weeping, seek immediate medical attention and contact the manufacturer.

PRECAUTIONS

- This product contains ingredients which may cause severe eye irritation and possible permanent eye injury. If the developer or hair colour mixture gets into your eye, flush immediately with a large amount of lukewarm water and seek medical advice.
- If you wear contact lenses during application and any product gets into your eye, remove the contact lens first, then flush immediately with a large amount of lukewarm water and seek medical advice.
- Do not inhale or ingest the product.
- Avoid unnecessary skin contact.
- Do not use if your hair has been coloured with henna or metal dyes.
- Remove all metal objects such as clips and hair pins from hair before colouring and keep them away during colouring. Do not use metal tools.
- Keep developer away from heat and light. Do not mix this colorant with any other products. Do not keep any unused product. Do not leave the mixture in a closed bottle (bottle may expand or burst).

GB PROFESSIONAL ADVICE

Contact our professionals for advice:
Schwarzkopf & Henkel Verbraucherservice
Postfach 13 01 28, 40551 Düsseldorf
Tel.: 08 00/38 38 838
(gebührenfrei)
Fax: 0211/798-2387
www.schwarzkopf.de



GB SAFETY INSTRUCTIONS



Hair colorants can cause severe allergic reactions.

Read and follow instructions. This product is not intended for use on persons under the age of 16. Temporary “black henna” tattoos may increase your risk of allergy.

Do not colour your hair if:

- you have a rash on your face or sensitive, irritated and damaged scalp,
- you have ever experienced any reaction after colouring your hair,
- you have experienced a reaction to a temporary “black henna” tattoo in the past.

Do not use to dye eyelashes or eyebrows. Contains: see folding box. Rinse hair well after application. Avoid contact with eyes. Rinse immediately if product comes into contact with them. Wear suitable gloves. Keep out of reach of children. Keep the empty carton and the instruction leaflet in case you experience a reaction. To reduce your risk follow these instructions.

1. ALLERGY ALERT TEST

Perform an allergy alert test 48 hours before each product use even if you have already used colouring products before. Perform the allergy alert test on an area of skin sized approximately 1 cm x 1 cm on the inside of the elbow. Apply a small amount of the Color Creme in a thin layer on the inside of the elbow with a cotton bud and leave uncovered for 45 minutes. Avoid contact with clothes. Close tube again carefully. After 45 minutes, wash off the Color Creme thoroughly with lukewarm water. If any reaction occurs during the processing time or during the following 48 hours, you should rinse immediately and not use this colorant. This test represents an important precaution. However, be aware that even if an allergy alert test has been carried out you may still experience an allergic reaction when you colour your hair. The allergy alert test is not a guarantee of avoiding future allergic reactions. Please consult a doctor, if you have any doubts.

2. IF DURING COLOURING YOU EXPERIENCE

- any stinging or burning and/or rash, rinse immediately and discontinue colouring your hair as this may be an indication of a more serious reaction. Do not colour your hair again before consulting a doctor or seeking medical advice.
- rapidly spreading skin rash, dizziness or faintness, shortness of breath and/or swelling of eyes/face, rinse immediately and seek immediate medical attention and contact the manufacturer.

3. IF AFTER COLOURING OR ON THE FOLLOWING DAYS YOU EXPERIENCE problems such as skin or scalp itching, skin or scalp rash, swelling of eyes/face, blistering and/or skin or scalp weeping, seek immediate medical attention and contact the manufacturer.

PRECAUTIONS

- This product contains ingredients which may cause severe eye irritation and possible permanent eye injury. If the developer or hair colour mixture gets into your eye, flush immediately with a large amount of lukewarm water and seek medical advice.
- If you wear contact lenses during application and any product gets into your eye, remove the contact lens first, then flush immediately with a large amount of lukewarm water and seek medical advice.
- Do not inhale or ingest the product.
- Avoid unnecessary skin contact.
- Do not use if your hair has been coloured with henna or metal dyes.
- Remove all metal objects such as clips and hair pins from hair before colouring and keep them away during colouring. Do not use metal tools.
- Keep developer away from heat and light. Do not mix this colorant with any other products. Do not keep any unused product. Do not leave the mixture in a closed bottle (bottle may expand or burst).

GB PROFESSIONAL ADVICE

Contact our professionals for advice:
Schwarzkopf & Henkel Verbraucherservice
Postfach 13 01 28, 40551 Düsseldorf
Tel.: 08 00/38 38 838 (gebührenfrei)
Fax: 0211/798-2387
www.schwarzkopf.de

Schwarzkopf & Henkel
a division of
Henkel AG & Co. KGaA
D-40191 Düsseldorf

MA_2lang_GC_GBA_Baseline_0920.indd 2

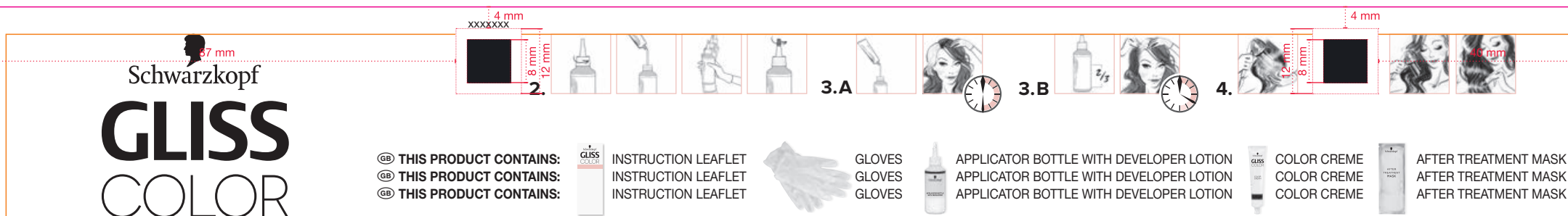
29.09.20 08:17

GENERAL DATA	APPROVAL DATA	PHONE	Printing material:	
Die cut / size (mm) 295 x 205 mm	Responsible person marketing Stephanie Heseler	+49 211 797 6063	<input checked="" type="checkbox"/> white <input type="checkbox"/> transparent <input type="checkbox"/> silver	
Nuance no. –	Date of approval by marketing –		Coloration filling code: <input checked="" type="checkbox"/> Datamatrix <input type="checkbox"/> FB_TB code <input type="checkbox"/> EAN outer box <input type="checkbox"/> none	
IDH no. –	Responsible person IPD N. N.	+49 211 797 xxxx	Basic Pack. Mat. No.: 196727	
Material no. xxxxxxx	Responsible person country N. N.	+49 211 797 xxxx	USED PANTONE TONES ARE JUST INDICATORS!	
Data Matrix xxxxxxx	Date of approval xx.xx.2019		Colors Printing process Colors Printing process	
FB_TB Code –	Delivered by N. N.	+49 211 74849 xxx	Pantone 7605 U	<input type="checkbox"/>
EAN outer box –	Responsible person LSD JZ / AP / JK	+49 211 74849 471	BLACK	<input type="checkbox"/>
Short sign –	Printing company Cetis		<input type="checkbox"/>	<input type="checkbox"/>
Product GLISS Color Baseline GBA	LSD job no. 011329		<input type="checkbox"/>	<input type="checkbox"/>
Country Master (2-lang.)	LSD file name:		<input type="checkbox"/>	<input type="checkbox"/>
EAN (please check) –	MA_2lang_GC_GBA_Baseline_0920.indd		<input type="checkbox"/>	<input type="checkbox"/>
EAN size –	Infos: -		<input type="checkbox"/>	<input type="checkbox"/>
Status 1corr			<input type="checkbox"/>	<input type="checkbox"/>
Creation date 18.09.2020			<input type="checkbox"/>	<input type="checkbox"/>
Correction date 29.09.2020			<input type="checkbox"/>	<input type="checkbox"/>
Logo of printing company	TO BE COMPLETED BY PRINTING COMPANY		<input type="checkbox"/> printing area (does not print)	<input type="checkbox"/> die cut (does not print)
	corrections <input type="checkbox"/> yes* <input type="checkbox"/> none		These files have been set up without trapping parameters or any other print options. Please adapt the data according to your usual guidelines and/or profiles.	
	* if yes please do provide a detailed description of all changes made		LSD GmbH & Co. KG In der Steele 11–13 40599 Düsseldorf Tel. +49 211 74 84 90 Fax +49 211 74 84 94 10	
			Kind regards, LSD GmbH & Co. KG	
			5 cm	

GLISS Color – Instruction Leaflet – Master (3-lang.)

295 mm

205 mm



THIS PRODUCT CONTAINS:
 THIS PRODUCT CONTAINS:
 THIS PRODUCT CONTAINS:



INSTRUCTION LEAFLET
 INSTRUCTION LEAFLET
 INSTRUCTION LEAFLET



GLOVES
 GLOVES
 GLOVES



APPLICATOR BOTTLE WITH DEVELOPER LOTION
 APPLICATOR BOTTLE WITH DEVELOPER LOTION
 APPLICATOR BOTTLE WITH DEVELOPER LOTION



COLOR CREME
 COLOR CREME
 COLOR CREME



AFTER TREATMENT MASK
 AFTER TREATMENT MASK
 AFTER TREATMENT MASK

INSTRUCTION LEAFLET

ATTENTION, PLEASE NOTE

Before application, please read the safety instructions on the back side of the instruction leaflet carefully.

1. PREPARATION

Before starting the application, place a **clothing protection** and a **watch** nearby so that you can monitor the application time.

Gliss Color is to be used on dry, not pre-washed hair.

2. MIXING

Unscrew the cap of the Applicator bottle with developer. Put the gloves on. Open the Color Creme Tube by piercing the tube sealing with the reverse side of the cap.

Squeeze the **whole** content of Color Creme Tube into the Applicator bottle. Close the Applicator bottle again and **shake** it vigorously until all components are thoroughly mixed and turned into a homogeneous creme.

Finally, unscrew the upper cap and start with the application **immediately**.

ATTENTION: The color of the mixture changes during the application process. This has no impact on color result.

3.A TOTAL APPLICATION

This application is recommended if you are coloring your hair permanently for the first time, or your previous hair color has totally grown out, i.e. no regrowth can be seen.

Starting from the back of your head to the front, apply the prepared coloration mixture strand after strand on your whole hair. Then distribute the mixture into the hair. Remove color stain on the skin immediately.

Leave the mixture for **30 minutes**.

For shades 9-1, 10-1, 10-2, 10-4 and 10-55: Allow the coloration mixture to work for **45 minutes**.

3.B REGROWTH APPLICATION

This method is recommended if your hair is colored and the regrowth is visible, or if the ends of your hair are darker or in poor condition.

For this, make a parting with the tip of the Applicator bottle. Apply about 2/3 of the coloration mixture only on the regrowth area. Apply the mixture along the parting by distributing it into the roots with your fingertips (leave supplied gloves on). Repeat this procedure for the whole regrowth area. Allow the coloration mixture to work for **20 minutes**.

Apply the rest of the mixture to the whole hair and allow it to work for a further **10 minutes**.

For shades 9-1, 10-1, 10-2, 10-4 and 10-55: Apply to the roots area only and allow the coloration mixture to work for **35 minutes**. Apply the rest for max. **10 minutes** in the rest of the hair.

4. RINSE & AFTER TREATMENT

Before rinsing your hair, put on gloves again. Rinse the hair well at the end of processing time with lukewarm water until water runs clear.

As a subsequent care, apply the Mask into the wet hair. Allow the Mask to work for **2 minutes** and then rinse out thoroughly. After application of the Mask your hair is easy to comb, soft and full of shine.

HELPFUL HINTS

You can use a lipbalm to protect your forehead skin from color stains.

For hair longer than chin length, we recommend to use two packs. Leave at least 2 weeks between coloring and applying a perm/straightening treatment to your hair, otherwise the color result could become uneven.

If your hair is bleached, straighted, sun exposed or permed, we recommend reducing the processing time about **5–10 minutes**.

ATTENTION, PLEASE NOTE

Before application, please read the safety instructions on the back side of the instruction leaflet carefully.

1. PREPARATION

Before starting the application, place a **clothing protection** and a **watch** nearby so that you can monitor the application time.

Gliss Color is to be used on dry, not pre-washed hair.

2. MIXING

Unscrew the cap of the Applicator bottle with developer. Put the gloves on. Open the Color Creme Tube by piercing the tube sealing with the reverse side of the cap.

Squeeze the **whole** content of Color Creme Tube into the Applicator bottle. Close the Applicator bottle again and **shake** it vigorously until all components are thoroughly mixed and turned into a homogeneous creme.

Finally, unscrew the upper cap and start with the application **immediately**.

ATTENTION: The color of the mixture changes during the application process. This has no impact on color result.

3.A TOTAL APPLICATION

This application is recommended if you are coloring your hair permanently for the first time, or your previous hair color has totally grown out, i.e. no regrowth can be seen.

Starting from the back of your head to the front, apply the prepared coloration mixture strand after strand on your whole hair. Then distribute the mixture into the hair. Remove color stain on the skin immediately.

Leave the mixture for **30 minutes**.

For shades 9-1, 10-1, 10-2, 10-4 and 10-55: Allow the coloration mixture to work for **45 minutes**.

3.B REGROWTH APPLICATION

This method is recommended if your hair is colored and the regrowth is visible, or if the ends of your hair are darker or in poor condition.

For this, make a parting with the tip of the Applicator bottle. Apply about 2/3 of the coloration mixture only on the regrowth area. Apply the mixture along the parting by distributing it into the roots with your fingertips (leave supplied gloves on). Repeat this procedure for the whole regrowth area. Allow the coloration mixture to work for **20 minutes**.

Apply the rest of the mixture to the whole hair and allow it to work for a further **10 minutes**.

For shades 9-1, 10-1, 10-2, 10-4 and 10-55: Apply to the roots area only and allow the coloration mixture to work for **35 minutes**. Apply the rest for max. **10 minutes** in the rest of the hair.

4. RINSE & AFTER TREATMENT

Before rinsing your hair, put on gloves again. Rinse the hair well at the end of processing time with lukewarm water until water runs clear.

As a subsequent care, apply the Mask into the wet hair. Allow the Mask to work for **2 minutes** and then rinse out thoroughly. After application of the Mask your hair is easy to comb, soft and full of shine.

HELPFUL HINTS

You can use a lipbalm to protect your forehead skin from color stains.

For hair longer than chin length, we recommend to use two packs. Leave at least 2 weeks between coloring and applying a perm/straightening treatment to your hair, otherwise the color result could become uneven.

If your hair is bleached, straighted, sun exposed or permed, we recommend reducing the processing time about **5–10 minutes**.

INSTRUCTION LEAFLET

ATTENTION, PLEASE NOTE

Before application, please read the safety instructions on the back side of the instruction leaflet carefully.

1. PREPARATION

Before starting the application, place a **clothing protection** and a **watch** nearby so that you can monitor the application time.

Gliss Color is to be used on dry, not pre-washed hair.

2. MIXING

Unscrew the cap of the Applicator bottle with developer. Put the gloves on. Open the Color Creme Tube by piercing the tube sealing with the reverse side of the cap.

Squeeze the **whole** content of Color Creme Tube into the Applicator bottle. Close the Applicator bottle again and **shake** it vigorously until all components are thoroughly mixed and turned into a homogeneous creme.

Finally, unscrew the upper cap and start with the application **immediately**.

ATTENTION: The color of the mixture changes during the application process. This has no impact on color result.

3.A TOTAL APPLICATION

This application is recommended if you are coloring your hair permanently for the first time, or your previous hair color has totally grown out, i.e. no regrowth can be seen.

Starting from the back of your head to the front, apply the prepared coloration mixture strand after strand on your whole hair. Then distribute the mixture into the hair. Remove color stain on the skin immediately.

Leave the mixture for **30 minutes**.

For shades 9-1, 10-1, 10-2, 10-4 and 10-55: Allow the coloration mixture to work for **45 minutes**.

3.B REGROWTH APPLICATION

This method is recommended if your hair is colored and the regrowth is visible, or if the ends of your hair are darker or in poor condition.

For this, make a parting with the tip of the Applicator bottle. Apply about 2/3 of the coloration mixture only on the regrowth area. Apply the mixture along the parting by distributing it into the roots with your fingertips (leave supplied gloves on). Repeat this procedure for the whole regrowth area. Allow the coloration mixture to work for **20 minutes**.

Apply the rest of the mixture to the whole hair and allow it to work for a further **10 minutes**.

For shades 9-1, 10-1, 10-2, 10-4 and 10-55: Apply to the roots area only and allow the coloration mixture to work for **35 minutes**. Apply the rest for max. **10 minutes** in the rest of the hair.

4. RINSE & AFTER TREATMENT

Before rinsing your hair, put on gloves again. Rinse the hair well at the end of processing time with lukewarm water until water runs clear.







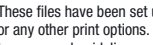
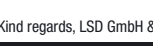


As a subsequent care, apply the Mask into the wet hair. Allow the Mask to work for **2 minutes** and then rinse out thoroughly. After application of the Mask your hair is easy to comb, soft and full of shine.

HELPFUL HINTS

You can use a lipbalm to protect your forehead skin from color stains.

For hair longer than chin length, we recommend to use two packs. Leave at least 2 weeks between coloring and applying a perm/straightening treatment to your hair, otherwise the color result could become uneven.

If your hair is bleached, straighted, sun exposed or permed, we recommend reducing the processing time about **5–10 minutes**.


GENERAL DATA	APPROVAL DATA	PHONE	Printing material:
Die cut / size (mm) 295 x 205 mm	Responsible person marketing Stephanie Heseler	+49 211 797 6063	<input checked="" type="checkbox"/> white <input type="checkbox"/> transparent <input type="checkbox"/> silver
Nuance no. –	Date of approval by marketing –		Coloration filling code: <input checked="" type="checkbox"/> Datamatrix <input type="checkbox"/> FB_TB code <input type="checkbox"/> EAN outer box <input type="checkbox"/> none
IDH no. –	Responsible person IPD N. N.	+49 211 797 xxx	Basic Pack. Mat. No.: 196727
Material no. xxxxxxx	Responsible person country N. N.	+49 211 797 xxx	USED PANTONE TONES ARE JUST INDICATORS!
Data Matrix xxxxxxx	Date of approval xx.xx.2019		Colors Printing process Colors Printing process
FB_TB Code –	Delivered by N. N.	+49 211 74849 xxx	 Pantone 7605 U
EAN outer box –	Responsible person LSD JZ / AP / JK	+49 211 74849 471	 BLACK
Short sign –	Printing company Cetis		
Product GLISS Color Baseline GBA	LSD job no. 011329		
Country Master (3-lang.)	LSD file name:		
EAN (please check) –	MA_3lang_GC_GBA_Baseline_0920.indd		
EAN size –	Infos: -		
Status 1corr			
Creation date 18.09.2020			
Correction date 29.09.2020			
Logo of printing company	TO BE COMPLETED BY PRINTING COMPANY		printing area (does not print) die cut (does not print)
	corrections <input type="checkbox"/> yes* <input type="checkbox"/> none		These files have been set up without trapping parameters or any other print options. Please adapt the data according to your usual guidelines and/or profiles.
	* if yes please do provide a detailed description of all changes made		LSD LSD GmbH & Co. KG In der Steele 11–13 40599 Düsseldorf Tel. +49 211 74 84 90 Fax +49 211 74 84 94 10

GLISS Color – Instruction Leaflet – Master (3-lang.)

295 mm

205 mm

GB SAFETY INSTRUCTIONS

 Hair colorants can cause severe allergic reactions.

Read and follow instructions. This product is not intended for use on persons under the age of 16. Temporary "black henna" tattoos may increase your risk of allergy.

Do not colour your hair if:

- you have a rash on your face or sensitive, irritated and damaged scalp,
- you have ever experienced any reaction after colouring your hair,
- you have experienced a reaction to a temporary "black henna" tattoo in the past.

Do not use to dye eyelashes or eyebrows. Contains: see folding box. Rinse hair well after application. Avoid contact with eyes. Rinse immediately if product comes into contact with them. Wear suitable gloves. Keep out of reach of children. Keep the empty carton and the instruction leaflet in case you experience a reaction. To reduce your risk follow these instructions.


- 1. ALLERGY ALERT TEST**
Perform an allergy alert test 48 hours before each product use even if you have already used colouring products before. Perform the allergy alert test on an area of skin sized approximately 1 cm x 1 cm on the inside of the elbow. Apply a small amount of the Color Creme in a thin layer on the inside of the elbow with a cotton bud and leave uncovered for 45 minutes. Avoid contact with clothes. Close tube again carefully. After 45 minutes, wash off the Color Creme thoroughly with lukewarm water. If any reaction occurs during the processing time or during the following 48 hours, you should rinse immediately and not use this colorant. This test represents an important precaution. However, be aware that even if an allergy alert test has been carried out you may still experience an allergic reaction when you colour your hair. The allergy alert test is not a guarantee of avoiding future allergic reactions. Please consult a doctor, if you have any doubts.
- 2. IF DURING COLOURING YOU EXPERIENCE**
 - any stinging or burning and/or rash, rinse immediately and discontinue colouring your hair as this may be an indication of a more serious reaction. Do not colour your hair again before consulting a doctor or seeking medical advice.
 - rapidly spreading skin rash, dizziness or faintness, shortness of breath and/or swelling of eyes/face, rinse immediately and seek immediate medical attention and contact the manufacturer.
- 3. IF AFTER COLOURING OR ON THE FOLLOWING DAYS YOU EXPERIENCE** problems such as skin or scalp itching, skin or scalp rash, swelling of eyes/face, blistering and/or skin or scalp weeping, seek immediate medical attention and contact the manufacturer.

PRECAUTIONS


- This product contains ingredients which may cause severe eye irritation and possible permanent eye injury. If the developer or hair colour mixture gets into your eye, flush immediately with a large amount of lukewarm water and seek medical advice.
- If you wear contact lenses during application and any product gets into your eye, remove the contact lens first, then flush immediately with a large amount of lukewarm water and seek medical advice.
- Do not inhale or ingest the product.
- Avoid unnecessary skin contact.
- Do not use if your hair has been coloured with henna or metal dyes.
- Remove all metal objects such as clips and hair pins from hair before colouring and keep them away during colouring. Do not use metal tools.
- Keep developer away from heat and light. Do not mix this colorant with any other products. Do not keep any unused product. Do not leave the mixture in a closed bottle (bottle may expand or burst).

GB PROFESSIONAL ADVICE

Contact our professionals for advice:
Schwarzkopf & Henkel Verbraucherservice
Postfach 13 01 28, 40551 Düsseldorf
Tel.: 08 00/38 38 838
(gebührenfrei)
Fax: 0211/798-2387
www.schwarzkopf.de



GB SAFETY INSTRUCTIONS

 Hair colorants can cause severe allergic reactions.

Read and follow instructions. This product is not intended for use on persons under the age of 16. Temporary "black henna" tattoos may increase your risk of allergy.

Do not colour your hair if:

- you have a rash on your face or sensitive, irritated and damaged scalp,
- you have ever experienced any reaction after colouring your hair,
- you have experienced a reaction to a temporary "black henna" tattoo in the past.

Do not use to dye eyelashes or eyebrows. Contains: see folding box. Rinse hair well after application. Avoid contact with eyes. Rinse immediately if product comes into contact with them. Wear suitable gloves. Keep out of reach of children. Keep the empty carton and the instruction leaflet in case you experience a reaction. To reduce your risk follow these instructions.

- 1. ALLERGY ALERT TEST**
Perform an allergy alert test 48 hours before each product use even if you have already used colouring products before. Perform the allergy alert test on an area of skin sized approximately 1 cm x 1 cm on the inside of the elbow. Apply a small amount of the Color Creme in a thin layer on the inside of the elbow with a cotton bud and leave uncovered for 45 minutes. Avoid contact with clothes. Close tube again carefully. After 45 minutes, wash off the Color Creme thoroughly with lukewarm water. If any reaction occurs during the processing time or during the following 48 hours, you should rinse immediately and not use this colorant. This test represents an important precaution. However, be aware that even if an allergy alert test has been carried out you may still experience an allergic reaction when you colour your hair. The allergy alert test is not a guarantee of avoiding future allergic reactions. Please consult a doctor, if you have any doubts.
- 2. IF DURING COLOURING YOU EXPERIENCE**
 - any stinging or burning and/or rash, rinse immediately and discontinue colouring your hair as this may be an indication of a more serious reaction. Do not colour your hair again before consulting a doctor or seeking medical advice.
 - rapidly spreading skin rash, dizziness or faintness, shortness of breath and/or swelling of eyes/face, rinse immediately and seek immediate medical attention and contact the manufacturer.
- 3. IF AFTER COLOURING OR ON THE FOLLOWING DAYS YOU EXPERIENCE** problems such as skin or scalp itching, skin or scalp rash, swelling of eyes/face, blistering and/or skin or scalp weeping, seek immediate medical attention and contact the manufacturer.


PRECAUTIONS

- This product contains ingredients which may cause severe eye irritation and possible permanent eye injury. If the developer or hair colour mixture gets into your eye, flush immediately with a large amount of lukewarm water and seek medical advice.
- If you wear contact lenses during application and any product gets into your eye, remove the contact lens first, then flush immediately with a large amount of lukewarm water and seek medical advice.
- Do not inhale or ingest the product.
- Avoid unnecessary skin contact.
- Do not use if your hair has been coloured with henna or metal dyes.
- Remove all metal objects such as clips and hair pins from hair before colouring and keep them away during colouring. Do not use metal tools.
- Keep developer away from heat and light. Do not mix this colorant with any other products. Do not keep any unused product. Do not leave the mixture in a closed bottle (bottle may expand or burst).

GB PROFESSIONAL ADVICE

Contact our professionals for advice:
Schwarzkopf & Henkel Verbraucherservice
Postfach 13 01 28, 40551 Düsseldorf
Tel.: 08 00/38 38 838
(gebührenfrei)
Fax: 0211/798-2387
www.schwarzkopf.de

GB SAFETY INSTRUCTIONS

 Hair colorants can cause severe allergic reactions.

Read and follow instructions. This product is not intended for use on persons under the age of 16. Temporary "black henna" tattoos may increase your risk of allergy.

Do not colour your hair if:

- you have a rash on your face or sensitive, irritated and damaged scalp,
- you have ever experienced any reaction after colouring your hair,
- you have experienced a reaction to a temporary "black henna" tattoo in the past.

Do not use to dye eyelashes or eyebrows. Contains: see folding box. Rinse hair well after application. Avoid contact with eyes. Rinse immediately if product comes into contact with them. Wear suitable gloves. Keep out of reach of children. Keep the empty carton and the instruction leaflet in case you experience a reaction. To reduce your risk follow these instructions.


- 1. ALLERGY ALERT TEST**
Perform an allergy alert test 48 hours before each product use even if you have already used colouring products before. Perform the allergy alert test on an area of skin sized approximately 1 cm x 1 cm on the inside of the elbow. Apply a small amount of the Color Creme in a thin layer on the inside of the elbow with a cotton bud and leave uncovered for 45 minutes. Avoid contact with clothes. Close tube again carefully. After 45 minutes, wash off the Color Creme thoroughly with lukewarm water. If any reaction occurs during the processing time or during the following 48 hours, you should rinse immediately and not use this colorant. This test represents an important precaution. However, be aware that even if an allergy alert test has been carried out you may still experience an allergic reaction when you colour your hair. The allergy alert test is not a guarantee of avoiding future allergic reactions. Please consult a doctor, if you have any doubts.
- 2. IF DURING COLOURING YOU EXPERIENCE**
 - any stinging or burning and/or rash, rinse immediately and discontinue colouring your hair as this may be an indication of a more serious reaction. Do not colour your hair again before consulting a doctor or seeking medical advice.
 - rapidly spreading skin rash, dizziness or faintness, shortness of breath and/or swelling of eyes/face, rinse immediately and seek immediate medical attention and contact the manufacturer.
- 3. IF AFTER COLOURING OR ON THE FOLLOWING DAYS YOU EXPERIENCE** problems such as skin or scalp itching, skin or scalp rash, swelling of eyes/face, blistering and/or skin or scalp weeping, seek immediate medical attention and contact the manufacturer.







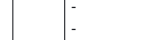
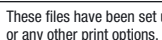
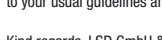

PRECAUTIONS

- This product contains ingredients which may cause severe eye irritation and possible permanent eye injury. If the developer or hair colour mixture gets into your eye, flush immediately with a large amount of lukewarm water and seek medical advice.
- If you wear contact lenses during application and any product gets into your eye, remove the contact lens first, then flush immediately with a large amount of lukewarm water and seek medical advice.
- Do not inhale or ingest the product.
- Avoid unnecessary skin contact.
- Do not use if your hair has been coloured with henna or metal dyes.
- Remove all metal objects such as clips and hair pins from hair before colouring and keep them away during colouring. Do not use metal tools.
- Keep developer away from heat and light. Do not mix this colorant with any other products. Do not keep any unused product. Do not leave the mixture in a closed bottle (bottle may expand or burst).

GB PROFESSIONAL ADVICE

Contact our professionals for advice:
Schwarzkopf & Henkel Verbraucherservice
Postfach 13 01 28, 40551 Düsseldorf
Tel.: 08 00/38 38 838
(gebührenfrei)
Fax: 0211/798-2387
www.schwarzkopf.de



GENERAL DATA	APPROVAL DATA	PHONE	Printing material:
Die cut / size (mm) 295 x 205 mm	Responsible person marketing Stephanie Heseler	+49 211 797 6063	<input checked="" type="checkbox"/> white <input type="checkbox"/> transparent <input type="checkbox"/> silver
Nuance no. –	Date of approval by marketing –		Coloration filling code: <input checked="" type="checkbox"/> Datamatrix <input type="checkbox"/> FB_TB code <input type="checkbox"/> EAN outer box <input type="checkbox"/> none
IDH no. –	Responsible person IPD N. N.	+49 211 797 xxxxx	Basic Pack. Mat. No.: 196727
Material no. xxxxxxx	Responsible person country N. N.	+49 211 797 xxxxx	USED PANTONE TONES ARE JUST INDICATORS!
Data Matrix xxxxxxx	Date of approval xx.xx.2019		Colors Printing process Colors Printing process
FB_TB Code –	Delivered by N. N.	+49 211 74849 xxx	 Pantone 7605 U
EAN outer box –	Responsible person LSD JZ / AP / JK	+49 211 74849 471	 BLACK
Short sign –	Printing company Cetis		
Product GLISS Color Baseline GBA	LSD job no. 011329		
Country Master (3-lang.)	LSD file name:		
EAN (please check) –	MA_3lang_GC_GBA_Baseline_0920.indd		
EAN size –	Infos: -		
Status 1corr			
Creation date 18.09.2020			
Correction date 29.09.2020			
Logo of printing company	TO BE COMPLETED BY PRINTING COMPANY		printing area (does not print) die cut (does not print)
	corrections <input type="checkbox"/> yes* <input type="checkbox"/> none		These files have been set up without trapping parameters or any other print options. Please adapt the data according to your usual guidelines and/or profiles.
	* if yes please do provide a detailed description of all changes made		LSD LSD GmbH & Co. KG In der Steele 11–13 40599 Düsseldorf Tel. +49 211 74 84 90 Fax +49 211 74 84 94 10

Kind regards, LSD GmbH & Co. KG


5 cm

GLISS Color – Instruction Leaflet – Master (4-lang.)

295 mm

205 mm

Schwarzkopf
GLISS
COLOR



- GB THIS PRODUCT CONTAINS: INSTRUCTION LEAFLET
- GB THIS PRODUCT CONTAINS: INSTRUCTION LEAFLET
- GB THIS PRODUCT CONTAINS: INSTRUCTION LEAFLET
- GB THIS PRODUCT CONTAINS: INSTRUCTION LEAFLET

- INSTRUCTION LEAFLET
- INSTRUCTION LEAFLET
- INSTRUCTION LEAFLET
- INSTRUCTION LEAFLET

- GLOVES
- GLOVES
- GLOVES
- GLOVES

- APPLICATOR BOTTLE WITH DEVELOPER LOTION
- APPLICATOR BOTTLE WITH DEVELOPER LOTION
- APPLICATOR BOTTLE WITH DEVELOPER LOTION
- APPLICATOR BOTTLE WITH DEVELOPER LOTION

- COLOR CREME
- COLOR CREME
- COLOR CREME
- COLOR CREME

- AFTER TREATMENT MASK
- AFTER TREATMENT MASK
- AFTER TREATMENT MASK
- AFTER TREATMENT MASK

INSTRUCTION LEAFLET

ATTENTION, PLEASE NOTE

Before application, please read the safety instructions on the back side of the instruction leaflet carefully.

1. PREPARATION

Before starting the application, place a **clothing protection** and a **watch** nearby so that you can monitor the application time.

Gliss Color is to be used on dry, not pre-washed hair.

2. MIXING

Unscrew the cap of the Applicator bottle with developer. Put the gloves on. Open the Color Creme Tube by piercing the tube sealing with the reverse side of the cap. Squeeze the **whole** content of Color Creme Tube into the Applicator bottle. Close the Applicator bottle again and **shake** it vigorously until all components are thoroughly mixed and turned into a homogeneous creme.

Finally, unscrew the upper cap and start with the application **immediately**.

ATTENTION: The color of the mixture changes during the application process. This has no impact on color result.

3.A TOTAL APPLICATION

This application is recommended if you are coloring your hair permanently for the first time, or your previous hair color has totally grown out, i.e. no regrowth can be seen. Starting from the back of your head to the front, apply the prepared coloration mixture strand after strand on your whole hair. Then distribute the mixture into the hair. Remove color stain on the skin immediately.

Leave the mixture for **30 minutes**.

For shades 9-1, 10-1, 10-2, 10-4 and 10-55: Allow the coloration mixture to work for **45 minutes**.

3.B REGROWTH APPLICATION

This method is recommended if your hair is colored and the regrowth is visible, or if the ends of your hair are darker or in poor condition.

For this, make a parting with the tip of the Applicator bottle. Apply about 2/3 of the coloration mixture only on the regrowth area. Apply the mixture along the parting by distributing it into the roots with your fingertips (leave supplied gloves on). Repeat this procedure for the whole regrowth area. Allow the coloration mixture to work for **20 minutes**.

Apply the rest of the mixture to the whole hair and allow it to work for a further **10 minutes**.

For shades 9-1, 10-1, 10-2, 10-4 and 10-55: Apply to the roots area only and allow the coloration mixture to work for **35 minutes**. Apply the rest for max. **10 minutes** in the rest of the hair.

4. RINSE & AFTER TREATMENT

Before rinsing your hair, put on gloves again. Rinse the hair well at the end of processing time with lukewarm water until water runs clear.

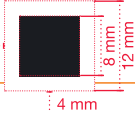
As a subsequent care, apply the Mask into the wet hair. Allow the Mask to work for **2 minutes** and then rinse out thoroughly. After application of the Mask your hair is easy to comb, soft and full of shine.

HELPFUL HINTS

You can use a lipbalm to protect your forehead skin from color stains.

For hair longer than chin length, we recommend to use two packs. Leave at least 2 weeks between coloring and applying a perm/straightening treatment to your hair, otherwise the color result could become uneven.

If your hair is bleached, straightened, sun exposed or permed, we recommend reducing the processing time about **5-10 minutes**.



INSTRUCTION LEAFLET

ATTENTION, PLEASE NOTE

Before application, please read the safety instructions on the back side of the instruction leaflet carefully.

1. PREPARATION

Before starting the application, place a **clothing protection** and a **watch** nearby so that you can monitor the application time.

Gliss Color is to be used on dry, not pre-washed hair.

2. MIXING

Unscrew the cap of the Applicator bottle with developer. Put the gloves on. Open the Color Creme Tube by piercing the tube sealing with the reverse side of the cap. Squeeze the **whole** content of Color Creme Tube into the Applicator bottle. Close the Applicator bottle again and **shake** it vigorously until all components are thoroughly mixed and turned into a homogeneous creme.

Finally, unscrew the upper cap and start with the application **immediately**.

ATTENTION: The color of the mixture changes during the application process. This has no impact on color result.

3.A TOTAL APPLICATION

This application is recommended if you are coloring your hair permanently for the first time, or your previous hair color has totally grown out, i.e. no regrowth can be seen. Starting from the back of your head to the front, apply the prepared coloration mixture strand after strand on your whole hair. Then distribute the mixture into the hair. Remove color stain on the skin immediately.

Leave the mixture for **30 minutes**.

For shades 9-1, 10-1, 10-2, 10-4 and 10-55: Allow the coloration mixture to work for **45 minutes**.

3.B REGROWTH APPLICATION

This method is recommended if your hair is colored and the regrowth is visible, or if the ends of your hair are darker or in poor condition.

For this, make a parting with the tip of the Applicator bottle. Apply about 2/3 of the coloration mixture only on the regrowth area. Apply the mixture along the parting by distributing it into the roots with your fingertips (leave supplied gloves on). Repeat this procedure for the whole regrowth area. Allow the coloration mixture to work for **20 minutes**.

Apply the rest of the mixture to the whole hair and allow it to work for a further **10 minutes**.

For shades 9-1, 10-1, 10-2, 10-4 and 10-55: Apply to the roots area only and allow the coloration mixture to work for **35 minutes**. Apply the rest for max. **10 minutes** in the rest of the hair.

4. RINSE & AFTER TREATMENT

Before rinsing your hair, put on gloves again. Rinse the hair well at the end of processing time with lukewarm water until water runs clear.

As a subsequent care, apply the Mask into the wet hair. Allow the Mask to work for **2 minutes** and then rinse out thoroughly. After application of the Mask your hair is easy to comb, soft and full of shine.

HELPFUL HINTS

You can use a lipbalm to protect your forehead skin from color stains.

For hair longer than chin length, we recommend to use two packs. Leave at least 2 weeks between coloring and applying a perm/straightening treatment to your hair, otherwise the color result could become uneven.

If your hair is bleached, straightened, sun exposed or permed, we recommend reducing the processing time about **5-10 minutes**.

INSTRUCTION LEAFLET

ATTENTION, PLEASE NOTE

Before application, please read the safety instructions on the back side of the instruction leaflet carefully.

1. PREPARATION

Before starting the application, place a **clothing protection** and a **watch** nearby so that you can monitor the application time.

Gliss Color is to be used on dry, not pre-washed hair.

2. MIXING

Unscrew the cap of the Applicator bottle with developer. Put the gloves on. Open the Color Creme Tube by piercing the tube sealing with the reverse side of the cap. Squeeze the **whole** content of Color Creme Tube into the Applicator bottle. Close the Applicator bottle again and **shake** it vigorously until all components are thoroughly mixed and turned into a homogeneous creme.

Finally, unscrew the upper cap and start with the application **immediately**.

ATTENTION: The color of the mixture changes during the application process. This has no impact on color result.

3.A TOTAL APPLICATION

This application is recommended if you are coloring your hair permanently for the first time, or your previous hair color has totally grown out, i.e. no regrowth can be seen. Starting from the back of your head to the front, apply the prepared coloration mixture strand after strand on your whole hair. Then distribute the mixture into the hair. Remove color stain on the skin immediately.

Leave the mixture for **30 minutes**.

For shades 9-1, 10-1, 10-2, 10-4 and 10-55: Allow the coloration mixture to work for **45 minutes**.

3.B REGROWTH APPLICATION

This method is recommended if your hair is colored and the regrowth is visible, or if the ends of your hair are darker or in poor condition.

For this, make a parting with the tip of the Applicator bottle. Apply about 2/3 of the coloration mixture only on the regrowth area. Apply the mixture along the parting by distributing it into the roots with your fingertips (leave supplied gloves on). Repeat this procedure for the whole regrowth area. Allow the coloration mixture to work for **20 minutes**.

Apply the rest of the mixture to the whole hair and allow it to work for a further **10 minutes**.

For shades 9-1, 10-1, 10-2, 10-4 and 10-55: Apply to the roots area only and allow the coloration mixture to work for **35 minutes**. Apply the rest for max. **10 minutes** in the rest of the hair.

4. RINSE & AFTER TREATMENT

Before rinsing your hair, put on gloves again. Rinse the hair well at the end of processing time with lukewarm water until water runs clear.

As a subsequent care, apply the Mask into the wet hair. Allow the Mask to work for **2 minutes** and then rinse out thoroughly. After application of the Mask your hair is easy to comb, soft and full of shine.

HELPFUL HINTS

You can use a lipbalm to protect your forehead skin from color stains.

For hair longer than chin length, we recommend to use two packs. Leave at least 2 weeks between coloring and applying a perm/straightening treatment to your hair, otherwise the color result could become uneven.

If your hair is bleached, straightened, sun exposed or permed, we recommend reducing the processing time about **5-10 minutes**.

INSTRUCTION LEAFLET

ATTENTION, PLEASE NOTE

Before application, please read the safety instructions on the back side of the instruction leaflet carefully.

1. PREPARATION

Before starting the application, place a **clothing protection** and a **watch** nearby so that you can monitor the application time.

Gliss Color is to be used on dry, not pre-washed hair.

2. MIXING

Unscrew the cap of the Applicator bottle with developer. Put the gloves on. Open the Color Creme Tube by piercing the tube sealing with the reverse side of the cap. Squeeze the **whole** content of Color Creme Tube into the Applicator bottle. Close the Applicator bottle again and **shake** it vigorously until all components are thoroughly mixed and turned into a homogeneous creme.

Finally, unscrew the upper cap and start with the application **immediately**.

ATTENTION: The color of the mixture changes during the application process. This has no impact on color result.

3.A TOTAL APPLICATION

This application is recommended if you are coloring your hair permanently for the first time, or your previous hair color has totally grown out, i.e. no regrowth can be seen. Starting from the back of your head to the front, apply the prepared coloration mixture strand after strand on your whole hair. Then distribute the mixture into the hair. Remove color stain on the skin immediately.

Leave the mixture for **30 minutes**.

For shades 9-1, 10-1, 10-2, 10-4 and 10-55: Allow the coloration mixture to work for **45 minutes**.

3.B REGROWTH APPLICATION

This method is recommended if your hair is colored and the regrowth is visible, or if the ends of your hair are darker or in poor condition.

For this, make a parting with the tip of the Applicator bottle. Apply about 2/3 of the coloration mixture only on the regrowth area. Apply the mixture along the parting by distributing it into the roots with your fingertips (leave supplied gloves on). Repeat this procedure for the whole regrowth area. Allow the coloration mixture to work for **20 minutes**.

Apply the rest of the mixture to the whole hair and allow it to work for a further **10 minutes**.

For shades 9-1, 10-1, 10-2, 10-4 and 10-55: Apply to the roots area only and allow the coloration mixture to work for **35 minutes**. Apply the rest for max. **10 minutes** in the rest of the hair.

4. RINSE & AFTER TREATMENT

Before rinsing your hair, put on gloves again. Rinse the hair well at the end of processing time with lukewarm water until water runs clear.

As a subsequent care, apply the Mask into the wet hair. Allow the Mask to work for **2 minutes** and then rinse out thoroughly. After application of the Mask your hair is easy to comb, soft and full of shine.

HELPFUL HINTS

You can use a lipbalm to protect your forehead skin from color stains.

For hair longer than chin length, we recommend to use two packs. Leave at least 2 weeks between coloring and applying a perm/straightening treatment to your hair, otherwise the color result could become uneven.

If your hair is bleached, straightened, sun exposed or permed, we recommend reducing the processing time about **5-10 minutes**.

GENERAL DATA	APPROVAL DATA	PHONE	Printing material:
Die cut / size (mm) 295 x 205 mm	Responsible person marketing Stephanie Heselner	+49 211 797 6063	<input checked="" type="checkbox"/> white <input type="checkbox"/> transparent <input type="checkbox"/> silver
Nuance no. -	Date of approval by marketing -		Coloration filling code: <input checked="" type="checkbox"/> Datamatrix <input type="checkbox"/> FB_TB code <input type="checkbox"/> EAN outer box <input type="checkbox"/> none
IDH no. -	Responsible person IPD N. N.	+49 211 797 xxxxx	Basic Pack. Mat. No.: 196727
Material no. xxxxxxxx	Responsible person country N. N.	+49 211 797 xxxxx	USED PANTONE TONES ARE JUST INDICATORS!
Data Matrix xxxxxxxx	Date of approval xx.xx.2019		Colors Printing process Colors Printing process
FB_TB Code -	Delivered by N. N.	+49 211 74849 xxx	Pantone 7605 U
EAN outer box -	Responsible person LSD JZ / AP / JK	+49 211 74849 471	BLACK
Short sign -	Printing company Cetis		
Product GLISS Color Baseline GBA	LSD job no. 011329		
Country Master (4-lang.)	LSD file name:		
EAN (please check) -	MA_4lang_GC_GBA_Baseline_0920.indd		
EAN size -	Infos: -		
Status 1corr			
Creation date 18.09.2020			
Correction date 29.09.2020			
Logo of printing company	TO BE COMPLETED BY PRINTING COMPANY		
	corrections <input type="checkbox"/> yes* <input type="checkbox"/> none		
	* if yes please do provide a detailed description of all changes made		
			These files have been set up without trapping parameters or any other print options. Please adapt the data according to your usual guidelines and/or profiles.
			Kind regards, LSD GmbH & Co. KG
			5 cm
			LSD GmbH & Co. KG In der Steele 11-13 40599 Düsseldorf Tel. +49 211 74 84 90 Fax +49 211 74 84 94 10

GLISS Color – Instruction Leaflet – Master (4-lang.)

295 mm

205 mm

SAFETY INSTRUCTIONS

! Hair colorants can cause severe allergic reactions.
Read and follow instructions. This product is not intended for use on persons under the age of 16. Temporary "black henna" tattoos may increase your risk of allergy.

Do not colour your hair if:
– you have a rash on your face or sensitive, irritated and damaged scalp,
– you have ever experienced any reaction after colouring your hair,
– you have experienced a reaction to a temporary "black henna" tattoo in the past.

Do not use to dye eyelashes or eyebrows. Contains: see folding box. Rinse hair well after application. Avoid contact with eyes. Rinse immediately if product comes into contact with them. Wear suitable gloves. Keep out of reach of children. Keep the empty carton and the instruction leaflet in case you experience a reaction. To reduce your risk follow these instructions.

1. **ALLERGY ALERT TEST**
Perform an allergy alert test 48 hours before each product use even if you have already used colouring products before. Perform the allergy alert test on an area of skin sized approximately 1 cm x 1 cm on the inside of the elbow. Apply a small amount of the Color Creme in a thin layer on the inside of the elbow with a cotton bud and leave uncovered for 45 minutes. Avoid contact with clothes. Close tube again carefully. After 45 minutes, wash off the Color Creme thoroughly with lukewarm water. If any reaction occurs during the processing time or during the following 48 hours, you should rinse immediately and not use this colorant. This test represents an important precaution. However, be aware that even if an allergy alert test has been carried out you may still experience an allergic reaction when you colour your hair. The allergy alert test is not a guarantee of avoiding future allergic reactions. Please consult a doctor, if you have any doubts.

2. **IF DURING COLOURING YOU EXPERIENCE**
– any stinging or burning and/or rash, rinse immediately and discontinue colouring your hair as this may be an indication of a more serious reaction. Do not colour your hair again before consulting a doctor or seeking medical advice.
– rapidly spreading skin rash, dizziness or faintness, shortness of breath and/or swelling of eyes/face, rinse immediately and seek immediate medical attention and contact the manufacturer.

3. **IF AFTER COLOURING OR ON THE FOLLOWING DAYS YOU EXPERIENCE** problems such as skin or scalp itching, skin or scalp rash, swelling of eyes/face, blistering and/or skin or scalp weeping, seek immediate medical attention and contact the manufacturer.

PRECAUTIONS
– This product contains ingredients which may cause severe eye irritation and possible permanent eye injury. If the developer or hair colour mixture gets into your eye, flush immediately with a large amount of lukewarm water and seek medical advice.
– If you wear contact lenses during application and any product gets into your eye, remove the contact lens first, then flush immediately with a large amount of lukewarm water and seek medical advice.
– Do not inhale or ingest the product.
– Avoid unnecessary skin contact.
– Do not use if your hair has been coloured with henna or metal dyes.
– Remove all metal objects such as clips and hair pins from hair before colouring and keep them away during colouring. Do not use metal tools.
– Keep developer away from heat and light. Do not mix this colorant with any other products. Do not keep any unused product. Do not leave the mixture in a closed bottle (bottle may expand or burst).

PROFESSIONAL ADVICE

Contact our professionals for advice:
Schwarzkopf & Henkel Verbraucherservice
Postfach 13 01 28, 40551 Düsseldorf
Tel.: 08 00/38 38 838 (gebührenfrei)
Fax: 0211/798-2387
www.schwarzkopf.de



4 mm

SAFETY INSTRUCTIONS

! Hair colorants can cause severe allergic reactions.
Read and follow instructions. This product is not intended for use on persons under the age of 16. Temporary "black henna" tattoos may increase your risk of allergy.

Do not colour your hair if:
– you have a rash on your face or sensitive, irritated and damaged scalp,
– you have ever experienced any reaction after colouring your hair,
– you have experienced a reaction to a temporary "black henna" tattoo in the past.

Do not use to dye eyelashes or eyebrows. Contains: see folding box. Rinse hair well after application. Avoid contact with eyes. Rinse immediately if product comes into contact with them. Wear suitable gloves. Keep out of reach of children. Keep the empty carton and the instruction leaflet in case you experience a reaction. To reduce your risk follow these instructions.

1. **ALLERGY ALERT TEST**
Perform an allergy alert test 48 hours before each product use even if you have already used colouring products before. Perform the allergy alert test on an area of skin sized approximately 1 cm x 1 cm on the inside of the elbow. Apply a small amount of the Color Creme in a thin layer on the inside of the elbow with a cotton bud and leave uncovered for 45 minutes. Avoid contact with clothes. Close tube again carefully. After 45 minutes, wash off the Color Creme thoroughly with lukewarm water. If any reaction occurs during the processing time or during the following 48 hours, you should rinse immediately and not use this colorant. This test represents an important precaution. However, be aware that even if an allergy alert test has been carried out you may still experience an allergic reaction when you colour your hair. The allergy alert test is not a guarantee of avoiding future allergic reactions. Please consult a doctor, if you have any doubts.

2. **IF DURING COLOURING YOU EXPERIENCE**
– any stinging or burning and/or rash, rinse immediately and discontinue colouring your hair as this may be an indication of a more serious reaction. Do not colour your hair again before consulting a doctor or seeking medical advice.
– rapidly spreading skin rash, dizziness or faintness, shortness of breath and/or swelling of eyes/face, rinse immediately and seek immediate medical attention and contact the manufacturer.

3. **IF AFTER COLOURING OR ON THE FOLLOWING DAYS YOU EXPERIENCE** problems such as skin or scalp itching, skin or scalp rash, swelling of eyes/face, blistering and/or skin or scalp weeping, seek immediate medical attention and contact the manufacturer.

PRECAUTIONS
– This product contains ingredients which may cause severe eye irritation and possible permanent eye injury. If the developer or hair colour mixture gets into your eye, flush immediately with a large amount of lukewarm water and seek medical advice.
– If you wear contact lenses during application and any product gets into your eye, remove the contact lens first, then flush immediately with a large amount of lukewarm water and seek medical advice.
– Do not inhale or ingest the product.
– Avoid unnecessary skin contact.
– Do not use if your hair has been coloured with henna or metal dyes.
– Remove all metal objects such as clips and hair pins from hair before colouring and keep them away during colouring. Do not use metal tools.
– Keep developer away from heat and light. Do not mix this colorant with any other products. Do not keep any unused product. Do not leave the mixture in a closed bottle (bottle may expand or burst).

PROFESSIONAL ADVICE

Contact our professionals for advice:
Schwarzkopf & Henkel Verbraucherservice
Postfach 13 01 28, 40551 Düsseldorf
Tel.: 08 00/38 38 838 (gebührenfrei)
Fax: 0211/798-2387
www.schwarzkopf.de

SAFETY INSTRUCTIONS

! Hair colorants can cause severe allergic reactions.
Read and follow instructions. This product is not intended for use on persons under the age of 16. Temporary "black henna" tattoos may increase your risk of allergy.

Do not colour your hair if:
– you have a rash on your face or sensitive, irritated and damaged scalp,
– you have ever experienced any reaction after colouring your hair,
– you have experienced a reaction to a temporary "black henna" tattoo in the past.

Do not use to dye eyelashes or eyebrows. Contains: see folding box. Rinse hair well after application. Avoid contact with eyes. Rinse immediately if product comes into contact with them. Wear suitable gloves. Keep out of reach of children. Keep the empty carton and the instruction leaflet in case you experience a reaction. To reduce your risk follow these instructions.

1. **ALLERGY ALERT TEST**
Perform an allergy alert test 48 hours before each product use even if you have already used colouring products before. Perform the allergy alert test on an area of skin sized approximately 1 cm x 1 cm on the inside of the elbow. Apply a small amount of the Color Creme in a thin layer on the inside of the elbow with a cotton bud and leave uncovered for 45 minutes. Avoid contact with clothes. Close tube again carefully. After 45 minutes, wash off the Color Creme thoroughly with lukewarm water. If any reaction occurs during the processing time or during the following 48 hours, you should rinse immediately and not use this colorant. This test represents an important precaution. However, be aware that even if an allergy alert test has been carried out you may still experience an allergic reaction when you colour your hair. The allergy alert test is not a guarantee of avoiding future allergic reactions. Please consult a doctor, if you have any doubts.

2. **IF DURING COLOURING YOU EXPERIENCE**
– any stinging or burning and/or rash, rinse immediately and discontinue colouring your hair as this may be an indication of a more serious reaction. Do not colour your hair again before consulting a doctor or seeking medical advice.
– rapidly spreading skin rash, dizziness or faintness, shortness of breath and/or swelling of eyes/face, rinse immediately and seek immediate medical attention and contact the manufacturer.

3. **IF AFTER COLOURING OR ON THE FOLLOWING DAYS YOU EXPERIENCE** problems such as skin or scalp itching, skin or scalp rash, swelling of eyes/face, blistering and/or skin or scalp weeping, seek immediate medical attention and contact the manufacturer.

PRECAUTIONS
– This product contains ingredients which may cause severe eye irritation and possible permanent eye injury. If the developer or hair colour mixture gets into your eye, flush immediately with a large amount of lukewarm water and seek medical advice.
– If you wear contact lenses during application and any product gets into your eye, remove the contact lens first, then flush immediately with a large amount of lukewarm water and seek medical advice.
– Do not inhale or ingest the product.
– Avoid unnecessary skin contact.
– Do not use if your hair has been coloured with henna or metal dyes.
– Remove all metal objects such as clips and hair pins from hair before colouring and keep them away during colouring. Do not use metal tools.
– Keep developer away from heat and light. Do not mix this colorant with any other products. Do not keep any unused product. Do not leave the mixture in a closed bottle (bottle may expand or burst).

PROFESSIONAL ADVICE

Contact our professionals for advice:
Schwarzkopf & Henkel Verbraucherservice
Postfach 13 01 28, 40551 Düsseldorf
Tel.: 08 00/38 38 838 (gebührenfrei)
Fax: 0211/798-2387
www.schwarzkopf.de

SAFETY INSTRUCTIONS

! Hair colorants can cause severe allergic reactions.
Read and follow instructions. This product is not intended for use on persons under the age of 16. Temporary "black henna" tattoos may increase your risk of allergy.

Do not colour your hair if:
– you have a rash on your face or sensitive, irritated and damaged scalp,
– you have ever experienced any reaction after colouring your hair,
– you have experienced a reaction to a temporary "black henna" tattoo in the past.

Do not use to dye eyelashes or eyebrows. Contains: see folding box. Rinse hair well after application. Avoid contact with eyes. Rinse immediately if product comes into contact with them. Wear suitable gloves. Keep out of reach of children. Keep the empty carton and the instruction leaflet in case you experience a reaction. To reduce your risk follow these instructions.

1. **ALLERGY ALERT TEST**
Perform an allergy alert test 48 hours before each product use even if you have already used colouring products before. Perform the allergy alert test on an area of skin sized approximately 1 cm x 1 cm on the inside of the elbow. Apply a small amount of the Color Creme in a thin layer on the inside of the elbow with a cotton bud and leave uncovered for 45 minutes. Avoid contact with clothes. Close tube again carefully. After 45 minutes, wash off the Color Creme thoroughly with lukewarm water. If any reaction occurs during the processing time or during the following 48 hours, you should rinse immediately and not use this colorant. This test represents an important precaution. However, be aware that even if an allergy alert test has been carried out you may still experience an allergic reaction when you colour your hair. The allergy alert test is not a guarantee of avoiding future allergic reactions. Please consult a doctor, if you have any doubts.

2. **IF DURING COLOURING YOU EXPERIENCE**
– any stinging or burning and/or rash, rinse immediately and discontinue colouring your hair as this may be an indication of a more serious reaction. Do not colour your hair again before consulting a doctor or seeking medical advice.
– rapidly spreading skin rash, dizziness or faintness, shortness of breath and/or swelling of eyes/face, rinse immediately and seek immediate medical attention and contact the manufacturer.

3. **IF AFTER COLOURING OR ON THE FOLLOWING DAYS YOU EXPERIENCE** problems such as skin or scalp itching, skin or scalp rash, swelling of eyes/face, blistering and/or skin or scalp weeping, seek immediate medical attention and contact the manufacturer.

PRECAUTIONS
– This product contains ingredients which may cause severe eye irritation and possible permanent eye injury. If the developer or hair colour mixture gets into your eye, flush immediately with a large amount of lukewarm water and seek medical advice.
– If you wear contact lenses during application and any product gets into your eye, remove the contact lens first, then flush immediately with a large amount of lukewarm water and seek medical advice.
– Do not inhale or ingest the product.
– Avoid unnecessary skin contact.
– Do not use if your hair has been coloured with henna or metal dyes.
– Remove all metal objects such as clips and hair pins from hair before colouring and keep them away during colouring. Do not use metal tools.
– Keep developer away from heat and light. Do not mix this colorant with any other products. Do not keep any unused product. Do not leave the mixture in a closed bottle (bottle may expand or burst).

PROFESSIONAL ADVICE

Contact our professionals for advice:
Schwarzkopf & Henkel Verbraucherservice
Postfach 13 01 28, 40551 Düsseldorf
Tel.: 08 00/38 38 838 (gebührenfrei)
Fax: 0211/798-2387
www.schwarzkopf.de

Schwarzkopf & Henkel
a division of
Henkel AG & Co. KGaA
D-40191 Düsseldorf

GENERAL DATA	APPROVAL DATA	PHONE	Printing material:
Die cut / size (mm) 295 x 205 mm	Responsible person marketing Stephanie Heseler	+49 211 797 6063	<input checked="" type="checkbox"/> white <input type="checkbox"/> transparent <input type="checkbox"/> silver
Nuance no. –	Date of approval by marketing –		Coloration filling code: <input checked="" type="checkbox"/> Datamatrix <input type="checkbox"/> FB_TB code <input type="checkbox"/> EAN outer box <input type="checkbox"/> none
IDH no. –	Responsible person IPD N. N.	+49 211 797 xxx	Basic Pack. Mat. No.: 196727
Material no. xxxxxxx	Responsible person country N. N.	+49 211 797 xxx	USED PANTONE TONES ARE JUST INDICATORS!
Data Matrix xxxxxxx	Date of approval xx.xx.2019		Colors Printing process Colors Printing process
FB_TB Code –	Delivered by N. N.	+49 211 74849 xxx	Pantone 7605 U
EAN outer box –	Responsible person LSD JZ / AP / JK	+49 211 74849 471	BLACK
Short sign –	Printing company Cetus		
Product GLISS Color Baseline GBA	LSD job no. 011329		
Country Master (4-lang.)	LSD file name:		
EAN (please check) –	MA_4lang_GC_GBA_Baseline_0920.indd		
EAN size –	Infos: -		
Status 1corr			
Creation date 18.09.2020			
Correction date 29.09.2020			
Logo of printing company	TO BE COMPLETED BY PRINTING COMPANY		
	corrections <input type="checkbox"/> yes* <input type="checkbox"/> none		
	* if yes please do provide a detailed description of all changes made		
			These files have been set up without trapping parameters or any other print options. Please adapt the data according to your usual guidelines and/or profiles.
			Kind regards, LSD GmbH & Co. KG
			5 cm
			LSD GmbH & Co. KG In der Steele 11–13 40599 Düsseldorf Tel. +49 211 74 84 90 Fax +49 211 74 84 94 10