

# TO INSERT BATTERIES

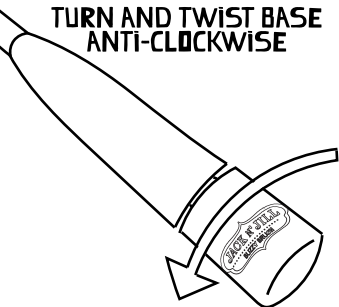
**YOU WILL NEED:**

**1X SMALL PHILLIPS HEAD  
SCREWDRIVER  
(NOT INCLUDED)**

**2X AAA ALKALINE  
BATTERIES (NOT INCLUDED)**

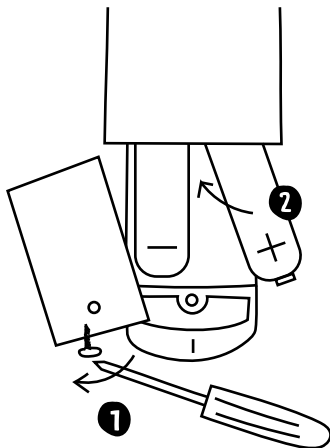
①

**TURN AND TWIST BASE  
ANTI-CLOCKWISE**



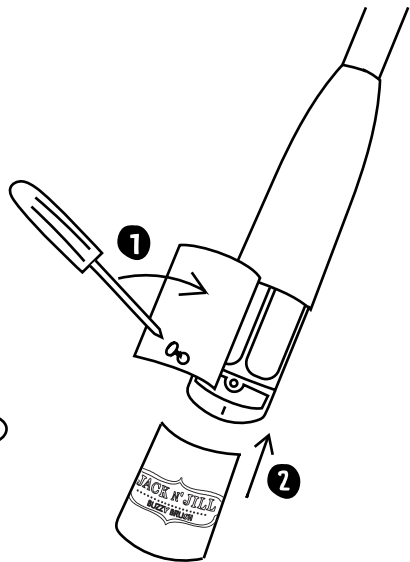
②

**UNSCREW BATTERY  
COMPARTMENT COVER  
AND INSERT BATTERIES.**



③

**REPLACE BATTERY  
COMPARTMENT COVER,  
BASE AND YOUR BUZZY  
BRUSH™ IS READY TO USE!**



Do not allow children to touch batteries. Must be handled by an adult. Refer to warnings on battery packet for further information.

## GENERAL CARE

### • If Buzzy will not activate:

1. Check that batteries have been installed and polarity is correct. If necessary, remove and re-fit batteries and base section.
2. Check that batteries have adequate life.

### • If Buzzy sings, but the head does not rotate:

1. Remove toothbrush head (pull out of handle) and re-fit.
2. Make sure there is no damage to rotating head (e.g. from biting/chewing).
3. Make sure toothbrush head is clean (toothpaste residue can build up inside).
4. Install replacement head.

### Important note about water and extending the life of Buzzy:

The internal electronic components are high quality and designed to be reliable, however contact with water can cause Buzzy to malfunction or even fail. When rinsing the toothbrush bristles, invert the toothbrush and make sure that only the bristles come into contact with water.

While still inverted, shake well and pat dry to remove excess water after each rinse.

**Warning!** Using Buzzy in the bath or shower will surely compromise the longevity of this product. We do not recommend using Buzzy in the bath or shower!

USE YOUR  
BUZZY BRUSH WITH:



JACK N' JILL  
NATURAL  
TOOTHPASTE

JACK N' JILL  
BUZZY BRUSH  
REPLACEMENT  
HEADS




Visit us! ↓

Instagram icon @JACKANDJILLKIDS

Facebook icon @JACKNJILLKIDSNATURALCARE

WWW.JACKANDJILLKIDS.COM



buzzy  
brush™

BY JACK N' JILL

DO NOT IMMERSE BATTERY COMPARTMENT IN WATER!  
ALTHOUGH FUN, THIS IS NOT A TOY.  
ADULT SUPERVISION ALWAYS REQUIRED.  
WARRANTY: 12 MONTH MECHANICAL FAILURE.