


# FOREO



## ISSA™ mikro

AN ESSENTIAL ORAL-CARE DEVICE FOR  
THE LITTLEST BRUSHING ENTHUSIASTS!



# FULL USER MANUAL

---



## GETTING STARTED

Congratulations on taking the first step towards ensuring your child's oral health by acquiring this ISSA™ mikro oral-care device. Before you both begin to enjoy all the benefits of sophisticated dental technology in the comfort of your home, please take a few moments to look through this manual.

Please **READ ALL INSTRUCTIONS BEFORE USE** and utilize this product only for its intended use as described in this manual.

 **WARNING:** No modification of this equipment is allowed.

## ISSA™ mikro OVERVIEW

The first completely silicone powered toothbrush that is tailored to the oral-care needs of our youngest users from the ages of 0-4, the ISSA™ mikro utilizes the same innovative technology as the ISSA™. Effective yet gentle, the ISSA™ mikro is perfect for massaging gums and soothing irritation, as well as softly brushing primary teeth with the utmost efficiency as soon as they appear.

The ISSA™ mikro is meant to be used in the same manner as a manual toothbrush with the best results coming from using it for at least 2 minutes twice a day.

## ORAL-CARE BENEFITS:

### BEFORE 1<sup>ST</sup> TOOTH

- Reduces level of bacteria in the mouth by clearing away fragments of food and residue
- Soothes irritation of gums to relieve the tenderness and itchiness that come from teething
- Forms good oral-care habits – familiarizes your baby with brushing

### AFTER 1<sup>ST</sup> TOOTH

- Precise cleaning – covers each tooth separately from all angles
- Gentle gum massage that soothes irritation from sensitive gums that precedes teeth appearing

## SONIC PULSE TECHNOLOGY

Up to 6,000 delicate pulsations per minute that:

1. Create micro-sweeps to gently break up and remove plaque from teeth and gums
2. Deliver a gentle gum massage, resulting in gums that look and feel healthier
3. Feel pleasant on small children's teeth and gums, and deliver relief from the discomfort of itchy gums that comes from teething

## 2 modes to cater to different oral-care needs:

- Brush Mode – for gentle brushing of the teeth
- Massage Mode – for massaging and soothing gums

## SILICONE MATERIAL

- Extra gentle: delivers the softest brushing for young children’s sensitive gums and primary teeth
- Prevents the application of too much pressure on teeth and gums, and the scratching of children’s softer tooth enamel
- Ultra-hygienic silicone: nonporous and quick-drying to prevent bacteria buildup
- Holds less yeast and mold, as well as up to 10,000X less bacteria\* than nylon bristles
- Silicone material is long-lasting and resilient – so brush heads never need replacing

*\* Based on clinical trials, results on file.*

## NEW FORM

- Ergonomic – nonslip and comfortable handle for a better grip, and a small round brush head consisting of long bristles that covers each tooth
- 1-hour charge via USB = 480 uses
- Extra quiet – so it won’t make children anxious

## UTMOST SAFETY

- Free of BPA and phthalates
- Non-detachable brush head – makes it safe for young children
- 100% waterproof – safe to use in a bath

## USING THE ISSA™ mikro

**INTENDED USE:** For use at home and to promote overall oral hygiene by cleaning your child's teeth and gums only.

## ISSA™ mikro FEATURES

- 100% waterproof with a sealed charging port so it can be used in the bath.
- Integrated timer: pulsations will pause every 30 seconds to indicate when you should move the device to another quadrant of your child's mouth. The device will pause its pulsations 3 times in succession after 2 minutes to signify the end of the brushing routine.
- The ISSA™ mikro will switch itself off after 3 minutes to prevent overuse.
- Smile Helpers: “Glee” (smiley face) will appear after 2 minutes of brushing, “Glum” (frowny face) will appear if the child hasn’t brushed for over 12 hours and “Glee” and “Glum” will light up if the child hasn’t brushed for 2 full minutes.

## RECOMMENDED BRUSHING ROUTINE

We recommend using the following ISSA™ mikro technique for 2 minutes for the most effective results:



1. Press center button once for Brush Mode and press center button a 2<sup>nd</sup> time for Massage Mode.

\*Depending on your child's age, use with a dentist-recommended amount of infant-formulated soothing gel or toothpaste.



2. Use in the same way as a manual toothbrush, and brush teeth and massage gums with wide circular movements for 2 minutes. Press the center button a 3<sup>rd</sup> time to turn off device.



3. Rinse.

**CAUTION:** If your child experiences any discomfort when using your FOREO device, discontinue use immediately and consult a physician. If you find any blood on the brush surface, please clean the device with water or FOREO's Silicone Cleaning Spray.

## CLEANING YOUR ISSA™ mikro

Clean the device after each use by washing the brush with warm water while running your fingers through the bristles. Allow the device to air-dry. Placing the ISSA™ mikro in a UV sanitation case is possible, but it may affect the color of the silicone.

You can also clean the ISSA™ mikro in your dishwasher by using a maximum temperature setting of 80°C with a 1-hour wash/rinse cycle and 30-minute drying cycle, or using a baby bottle sterilizer using a maximum temperature of 100°C for no more than 20 minutes.

**NOTE:** Never use cleaning products containing alcohol, petrol or acetone. Avoid using toothpastes with bleach on the device.

## CHARGING

Your FOREO device is rechargeable with its included USB cable. One hour of charging delivers a full charge which lasts for 480 uses.

Plug the charger into USB charging port. The charging time is 1 hour at 5 V and 400 mAh with a rated power of 1.55 W. The indicator will flash repeatedly when the device is charging. When the battery is fully charged the indicator will emit a steady glow. Remove the USB charging cable after the device is fully charged.

When the battery is low the indicator will start to flash repeatedly. When the rechargeable battery is empty, the motor will stop. Then charge your ISSA™ mikro as normal.

**NOTE:** The ISSA™ mikro battery cycle life is 5 years.

**CAUTION:** Before charging, make sure the charging port and charger are free from water and toothpaste residue. Do NOT use your FOREO device while charging, and do NOT charge for more than 24 hours. Only use the FOREO provided USB charging cable.

## IMPORTANT

For optimum safety:

- Close supervision is necessary when this device is used by, on, or near children. Proper supervision and instructions for safe use should be given to children, as well as those with reduced physical and mental abilities.
- Consult your physician prior to using the ISSA™ mikro if your child has medical concerns.
- If your child is undergoing treatment for any oral condition, consult your dental professional prior to use.
- If your child experiences any discomfort when using your FOREO device, discontinue use immediately and consult a physician.
- Avoid leaving your device in direct sunlight and never expose it to extreme heat or boiling water.
- Discontinue use if this product appears damaged in any way (brush head, handle, charger). This product contains no serviceable parts.
- To avoid the risk of electric shock, this equipment must only be connected to a supply mains with protective earth.
- Never use the device or charger if they are damaged, and only use the charger supplied by FOREO with the device.

## TROUBLESHOOTING

Precautions to be taken in the event of changes in the performance of the ISSA™ mikro.

*The ISSA™ mikro is not activated when pressing the center button?*

- Battery is empty. Recharge your ISSA™ mikro.

*The ISSA™ mikro cannot be switched off and/or interface buttons do not respond?*

- Microprocessor is temporarily malfunctioning. Connect the charging cable to restore function to normal.

*The ISSA™ mikro's light does not blink when charger is connected?*

- Battery is fully charged, ready for up to 480 full cleaning routines.
- Battery is drained and will require several minutes to acknowledge charging cable.
- Charging cable is not properly connected. Check electrical outlet/USB socket and charging port.

## FAQ

*The ISSA™ mikro has fallen into water and the charging port is wet?*

- Dry off and continue use. The ISSA™ mikro is completely waterproof and the charging port is fully sealed.

*Is Sonic Pulse Technology (pulsations) safe for babies and young children?*

- The pulsations from FOREO's Sonic Pulse Technology are completely safe for babies and feel pleasant and soothing on their teeth and gums.

*Can babies chew on the ISSA™ mikro?*

- Yes, the ISSA™ mikro is made from safe, food-grade silicone that's free of BPA and phthalates, plus its brush head is non-detachable. However, we recommend the ISSA™ mikro only be used as an oral-care device.

*Can young children use the ISSA™ mikro by themselves?*

- Yes, the ISSA™ mikro's ergonomic, safe, and lightweight design makes it possible for young children to use the device by themselves, but we strongly recommend parents to supervise.

*How do the ISSA™ mikro devices work?*

- Through a combination of pulsations channeled through soft and flexible silicone bristles, ISSA™ devices effectively clean teeth while providing comfortable and soft gum massage which results in healthy gums.

*How often do I need to change my ISSA™ mikro device?*

- Replace the device with normal wear and tear or if pieces break.

*Can the device be used with a homemade tooth powder??*

- Yes, ISSA™ devices are suitable to use with any toothpaste, tooth polish or other tooth-cleaning products.  
\*We do not recommend using tooth powder for kids, since it can feel too aggressive for kids sensitive gums and tooth enamel.  
Also avoid products with bleach.

*Can my child use ISSA™ products if they have mouth ulcers, tooth decay, gum disease or any other oral conditions?*

- We suggest that anyone who suffers from a serious oral condition should consult their dental-care professional before using an ISSA™ device.

If you do not find the answer to your specific question in this section, or if you have any other questions regarding the device's operation, please visit the Customer Care section of [www.foreo.com](http://www.foreo.com) and fill in the Help Desk form.

## WARRANTY TERMS AND CONDITIONS

### REGISTER WARRANTY

To activate your 2-Year Limited Warranty and 10-Year Quality Guarantee, register the number provided on the FOREO Authenticity Card at [www.foreo.com](http://www.foreo.com) Warranty and Returns section under Customer Care.

### 2-YEAR LIMITED WARRANTY

FOREO warrants this device for a period of TWO (2) YEARS after the original date of purchase against defects due to faulty workmanship or materials arising from Normal Use of the device. The warranty covers working parts that affect the function of the device. It does NOT cover cosmetic deterioration caused by fair wear and tear, or damage caused by accident, misuse or neglect. Any attempt to open or take apart the device (or its accessories) will void the warranty.

If you discover a defect and notify FOREO during the warranty period, FOREO will, at its discretion, replace the device free of charge. Claims under warranty must be supported by reasonable evidence that the date of the claim is within the warranty period. To validate your warranty, please keep your original purchase receipt together with these warranty conditions for the duration of the warranty period.

This 2-Year Limited Warranty is exclusive of all other warranties, whether oral or written, express or implied. There are no implied warranties created by the manufacture, sale or use of the product.


To claim your warranty, you must log in to your account at [www.foreo.com](http://www.foreo.com) then select the option to make a warranty claim. You will be sent a Return Merchandise Authorization (RMA) number and full instructions from Customer Care on how to return your FOREO product to your nearest FOREO office. Shipping costs are nonrefundable. This undertaking is in addition to your statutory rights as a consumer and does not affect those rights in any way.

## 10-YEAR QUALITY GUARANTEE

As a continuation of the terms of FOREO's TWO (2) Year Limited Warranty, FOREO's TEN (10) Year Quality Guarantee makes owners eligible to purchase a new device from [www.foreo.com](http://www.foreo.com) for 50% of the listed price.

## DISPOSAL INFORMATION

Disposal of old electronic equipment (applicable in the EU and other European countries with separate waste collection systems). The crossed-out dustbin symbol indicates that this device should not be treated as household waste, but rather be brought to the appropriate collection point for recycling of electrical and electronic equipment.

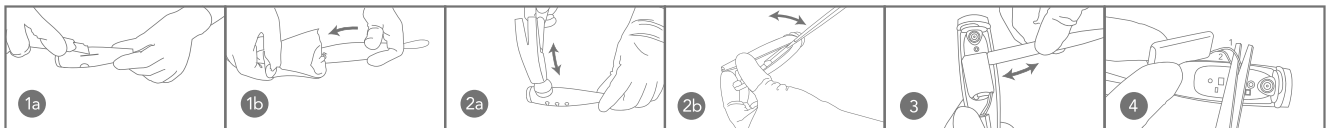


European Medical Directive 93/42/EEC. Conforms to ANSI/AAMI Std. ES60601-1 and CAN/CSA Std. C22.2 No. 60601-1. Compliant with hazardous substance restrictions. Shock protection type BF. Consult instructions before use. Electrical and electronic devices may not be disposed of with domestic waste. IPX rated - Waterproof submergable up to 1 m. ISO 10993- and ISO 7405-certified

## BATTERY REMOVAL

**NOTE:** this process is not reversible. Opening the device will void its warranty. This action must only be undertaken when the device is ready to be disposed of.

Because this device contains a lithium-ion battery, the battery must be removed before disposal and should not be thrown away with household waste. To remove the battery, pull off the brush head, peel away the silicone cover, open the plastic shell and remove the battery to be disposed of in accordance with your local environmental regulations. Wear gloves during this process for your safety. Detailed visual instructions are provided below:



## SPECIFICATIONS

MATERIALS:	Silicone+ABS
SIZE:	148mm x 32mm x 25mm
WEIGHT:	53.4 g
BATTERY:	420 mAh
USER TIME:	up to 480 uses
STANDBY:	180 days
FREQUENCY:	166 Hz
MAX NOISE LEVEL:	50 dB
INTERFACE:	1-button

Working mode: continuous operation  
Target users: aged 0 to 4  
Recommended places of use: households and hotels

Environmental conditions for use:  
Temperature: 5° to 40° Celsius  
Humidity: 40% to 80%  
Atmospheric pressure: 800 to 1,060 hPa

Environmental conditions for storage and shipping:  
Temperature: -10° to 50° Celsius  
Humidity: 30% to 80%  
Atmospheric pressure: 500 to 1,060 hPa

**Disclaimer:** Users of this device do so at their own risk. Neither FOREO nor its retailers assume any responsibility or liability for any injuries or damages, physical or otherwise, resulting, directly or indirectly, from the use of this device. Further, FOREO reserves the right to revise this publication and to make changes from time to time in the contents thereof without obligation to notify any person of such revision or changes.

Model may be changed for improvements without notice.

©2016 FOREO AB. ALL RIGHTS RESERVED.  
IMPORTER AND DISTRIBUTOR IN EU: FOREO AB,  
BIRGER JARLSGATAN 22, 114 34 STOCKHOLM, SWEDEN  
IMPORTER AND DISTRIBUTOR IN US: FOREO INC.,  
3565 S. LAS VEGAS BLVD. #159, LAS VEGAS, NV 89109, USA  
MANUFACTURED FOR FOREO AB  
DESIGNED AND DEVELOPED BY FOREO SWEDEN  
[www.foreo.com](http://www.foreo.com)