



INSTRUCTION MANUAL



GET A FRESH FACE DAILY WITH **PMD CLEAN**

PMD Clean is a smart facial cleansing device. With over 7,000 vibrations per minute, our SonicGlow technology not only ensures a deep cleanse, but provides a way to lift, firm, and tone problem areas for a more youthful appearance.

HOW OUR TECHNOLOGY WORKS FOR YOU



SonicGlow Technology™

Breaks down dirt and oil from within the pores at 7,000 vibrations per minute while operating at a perfect frequency to lift, firm, and tone the skin.



The Beauty of Silicone

Using ultra-hygienic silicone, PMD Clean is odor-resistant, antibacterial, hypoallergenic, and waterproof. Our hassle-free brush head never needs replacing.



Customizable for All Skin Types

A powerful cleansing device with bristles gentle enough for all skin types. With four customizable modes, PMD Clean provides a full spectrum of cleansing options.



ActiveWarmth™ Facial Massage

ActiveWarmth™ technology featured on the PMD Clean Pro uses heat therapy combined with SonicGlow™ to activate your skincare by assisting with deeper absorption and effectiveness.

ONE DEVICE. TWO SIDES

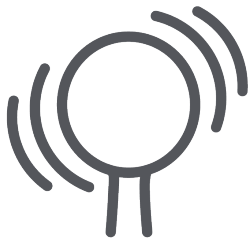
FOUR INDIVIDUAL MODES



CLEANSING:

Mode 1: Gentle Vibration

Mode 2: Intense Vibration



ANTI-AGING:

Mode 3: Gentle Pulsation

Mode 4: Intense Pulsation



HOW TO USE



STEP 1: RINSE & APPLY CLEANSER

Rinse face with warm water and gently rub in cleanser.



STEP 2: WET & POWER ON DEVICE

Rinse PMD Clean under water and power on device. We recommend modes 1 and 2 for optimum cleansing results.




STEP 3: SMART CLEANSING

Move brush head in circular motions, cleansing entire face. It is safe to spend more time in areas that may be of personal concern.




STEP 4: RINSE & PAT DRY

Rinse face and PMD Clean of any excess cleanser then pat dry.



MESSAGE IN SERUMS

Apply skincare products and use back side of the PMD Clean on mode 3 or 4 to gently massage.



LIFT, FIRM, & TONE

We recommend using mode 3 or 4 for massaging. By operating at a perfect frequency, the PMD Clean lifts, firms and tones the skin. Through the pulsations of the device, blood flow is stimulated and collagen production is increased.

FREQUENTLY ASKED QUESTIONS

How long does the PMD Clean battery last?

If you use the device once a day, the battery should last up to two months.

What if my PMD Clean loses power?

Chances are the battery is dead. In the PMD Clean unscrew the metal cap below, remove battery, replace, and screw the metal cap tight.

Can I use this in the shower?

Absolutely! Consequently, the PMD Clean is waterproof and safe to use anywhere.

How long should I use the massager?

We suggest using the massager for one minute per area daily.

Can I use my own soap?

Yes! Furthermore, the PMD Clean works with all liquid cleansers.

What side of the PMD Clean is meant for cleansing and what side is meant for massaging in products?

The side with the bristles is used for cleansing. Therefore, the other side with the firm grooves is the massager.

Does the brush head need to be replaced?

Our silicone brush is odor-resistant, antibacterial, hypoallergenic, and waterproof. The brush head is hassle-free and therefore, never needs replacing.

How do I clean my device?

First, wash with soap and warm water. Second, pat dry with a clean towel. Let it air dry. Additionally, you should also periodically remove the cap and wipe down any debris that may collect inside.



**BE FRESH.
BE RADIANT.**

#brilliantconfidence