



INSTRUCTION MANUAL



SAFE, SMART & SEXY

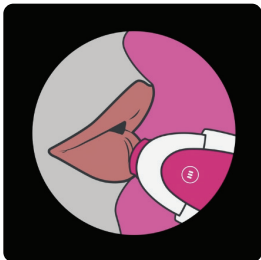
PMD KISS SYSTEM

PMD® Kiss is a smart anti-aging lip plumping treatment. It uses pulsating vacuum technology and specially formulated serum to create a fuller appearance of lip volume and restore youthfulness to lips. With daily use, PMD Kiss will boost collagen and create long lasting plumped up results.

WHY YOU NEED THE PMD KISS

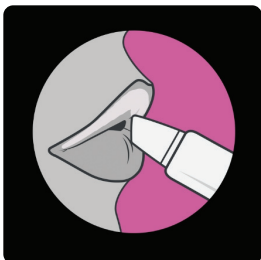
As we age our lips lose volume and color. We begin to see more lip lines & wrinkles. PMD Kiss is the smart anti-aging treatment to get youthful, sexy lips. PMD Kiss safely boosts collagen to reduce appearance of lip lines and wrinkles while increasing the look of lip volume.

HOW IT WORKS




Pulsating Vacuum Technology

Safely boosts collagen production to reduce appearance of lip lines and wrinkles while increasing the look of lip volume.



Smart Lip Plumping Serum

Smart formula uses hyaluronic acid plus a powerful blend of ingredients to boost collagen production and visibly increase the look of lip volume.



Hydrapeptides - hydrakiss™

Unique skin conditioning system that uses hyaluronic acid and peptides to increase hydration and stimulate skin regeneration.

CUSTOMIZE YOUR TREATMENT




kissfoliator™ Kisser

The kissfoliator removes dead skin cells using anti-bacterial aluminum oxide crystals for smooth kissable lips.



Select Your Kisser

Two sizes of Kisser tips are available. Test both tips and decide which one is the best fit for your lips.



Smart Treatment Speeds

Mode 1: Standard speed for a quick treatment
Mode 2: Low Speed for a more intense targeted treatment



hydrakiss™ Lip Mask

For added lip hydration, and to enhance the anti-aging results of the treatment, use a hydrakiss™ mask as desired.

HOW TO USE



Step 1

Insert Kissfoliator tip into PMD Kiss.



Step 2

Power on PMD Kiss. Start with clean dry lips, gently glide PMD Kiss across the lips while device pulses. For a more intense treatment, try applying pressure or scrubbing. Use as desired on dry, chapped lips.



Step 3

Apply Smart Lip Plumping Serum to clean, dry lips.



Step 4

Swap PMD Kiss Tips. While Smart Lip Plumping Serum takes effect, remove Kissfoliator tip and insert Kisser tip.



Step 5

Power on PMD Kiss. Place Kisser tip firmly and directly onto lip creating a tight seal for suction. Allow PMD Kiss to pulse and glide across your lips until desired result is achieved.



Step 6

Apply hydrakiss lip sheet mask to lips for a minimum of 5 minutes to enhance anti-aging results.



Step 7

Apply your favorite lip gloss or lip stick to enhance the look of your lips.



Step 8

Take on the day with a renewed sense of [#brilliantconfidence](#).

FREQUENTLY ASKED QUESTIONS

How long does the plumping last?

You will see an instant plump immediately after using PMD Kiss and Smart Lip Plumping Serum. Your lips will stay plump for several hours. With continued daily use, lips will stay full and results will be significantly more visible.

Can I use PMD Kiss if I have injections?

Please consult with your Doctor. We do not recommend using the Kiss within 30 days after having injectable fillers or implants.

Can I use PMD Kiss with other lip serums?

Yes! PMD Kiss can be used with any serum or gloss. Be sure to wipe tips clean after each use. Of course our Specially Formulated Smart Serum will deliver the best results.

Is redness and flushing of the lips normal with the use of the serum?

Yes, the Smart Lip Plumping Serum uses an ingredient that safely increases circulation and will create a warming, flushing effect. Pucker up and have fun with it.

Can I use the Lip Serum on my face?

NO. Smart Lip Plumping Serum is formulated to be used ONLY on the lips. Do not apply serum to skin outside the lip area. If Smart Serum is applied outside the lip area, you may see redness and flushing. Don't be alarmed, it's temporary. Next time you apply, ensure the serum is applied to your lips only.

Will PMD Kiss bruise or harm my lips?

NO. PMD Kiss uses patented vacuum technology which pulses. PMD Kiss will not damage lip tissue or cause any bruising.

What are the long term results?

When you use PMD Kiss and Smart Lip Plumping Serum daily for 4-6 weeks, your lips will stay full from increased collagen production. Lip lines will begin to fill in and plump up and lips will look healthy and youthful. Results vary with every user.

What are the short-term results?

You will see immediate plumping, lips will become redder within minutes and remain fuller and rosy for up to 2 hours. If you continue to use Kiss daily, results will increase and lips will remain full! PMD Kiss is safe to use as often as desired.

How do I clean the PMD Kiss?

Kisser Plumping Tips can be washed with mild soap and water.

How do I charge my PMD Kiss?

You will need to charge PMD Kiss for 2 hours before using. The USB charging cord easily plugs into your computer or into a wall adapter for quick charging. Wall adapter will charge PMD Kiss quicker than computer.

How do I change the Kisser Plumping Tips?

Changing the size is easy. Gently pull Kisser Tips from PMD Kiss and replace Kisser Tip. Firmly press Kisser Tip into PMD Kiss until seal is tight.

Is PMD Kiss waterproof?

No, PMD Kiss is not waterproof. Do not submerge in water. To clean PMD Kiss, use a damp cloth to wipe.

**BE FRESH.
BE RADIANT.**

#brilliantconfidence